
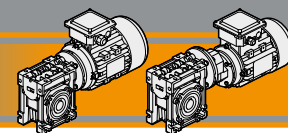




Motoriduttori a vite senza fine Wormgearmotors

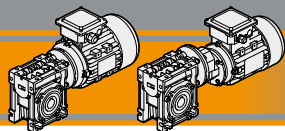




Indice	Index	Pag. Page
Caratteristiche tecniche	<i>Technical features</i>	G2
Designazione	<i>Classification</i>	G2
Sensi di rotazione	<i>Direction of rotation</i>	G3
Simbologia	<i>Symbols</i>	G3
Lubrificazione	<i>Lubrication</i>	G4
Carichi radiali	<i>Radial loads</i>	G5
Dati di dentatura	<i>Toothing data</i>	G6
Rendimento	<i>Efficiency</i>	G6
Dati tecnici	<i>Technical data</i>	G7
Motori applicabili	<i>IEC Motor adapters</i>	G24
Dimensioni	<i>Dimensions</i>	G26
Accessori	<i>Accessories</i>	G41
Opzioni	<i>Options</i>	G42

Questa sezione annulla e sostituisce ogni precedente edizione o revisione. Qualora questa sezione non Vi sia giunta in distribuzione controllata, l'aggiornamento dei dati ivi contenuto non è assicurato. **In tal caso la versione più aggiornata è disponibile sul nostro sito internet www.transtecno.com**

*This section replaces any previous edition and revision. If you obtained this catalogue other than through controlled distribution channels, the most up to date content is not guaranteed. **In this case the latest version is available on our web site www.transtecno.com***



CM/CMP Motoriduttori a vite senza fine Wormgearmotors

Caratteristiche tecniche

Technical features

L'elevata modularità contraddistingue i motoriduttori a vite senza fine della serie CM e CMP: i diversi kit entrata ed uscita li rendono estremamente versatili.

The high degree of modularity is a design feature of CM and CMP wormgearmotors range thanks to a wide selection of input and output kits.

Le caratteristiche principali della serie CM e CMP sono:

Main features of CM and CMP range are:

- Carcassa in alluminio nelle grandezze 026, 030, 040, 050, 063, 070, 075, 090 e 110. La grandezza 130 è costruita con carcassa in ghisa;
- Le grandezze 090, 110 e 130 sono fornite con cuscinetti a rulli conici sulla vite;
- Le precopie sono costruite con carcassa in alluminio;
- Die-cast aluminium housing on sizes 026, 030, 040, 050, 063, 070, 075, 090 and 110. Cast iron housing on size 130;
- Double taper roller bearing on sizes 090, 110 and 130;
- Die-cast aluminium housing on pre-stage units;

Designazione

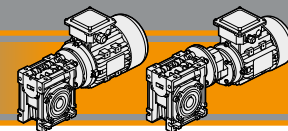
Classification

RIDUTTORI A VITE SENZA FINE / WORMGEARBOXES

RIDUTTORE / GEARBOX										
CM	050	U	10	71	B5	SZDX	BRSX	90	M1	VS
Tipo Type	Grandezza Size	Versione riduttore Gearbox Version	Rapporto Ratio	IEC 	Forma costruttiva Version	Albero di uscita Output shaft	Braccio di reazione Torque arm	Angolo Angle	Pos. di montaggio Mounting position	Opzioni Options
CM 	026 026 (D11) 026 (D14) 030 040 CMIS 050 063 070 075 090 110 130	U F...	Vedere tabella See tables	56.. — 132..	B5 B14	SZDX SZSX DZ	BRDX BRSX 	0° 90° 180° 270°	M1 (B3) M2 (V6) M3 (B8) M4 (V5) M6 (B6) M5 (B7)	VS

RIDUTTORI A VITE SENZA FINE CON PRECOPPIA / PRE-STAGE WORMGEARBOXES

RIDUTTORE / GEARBOX											
CMP	063/050	U	90	63	B14	SZDX	BRSX	90	P4	M1	VS
Tipo Type	Grandezza Size	Versione Riduttore Gearbox Version	Rapporto Ratio	IEC 	Forma costruttiva Version	Albero di uscita Output shaft	Braccio di reazione Torque arm	Angolo Angle	Pos. di montaggio precoppia Pre stage mounting position	Pos. di montaggio Mounting position	Opzioni Options
CMP 	056/030 056/040 063/040 063/050 063/063 071/050 071/063 071/070 071/075 071/090 080/063 080/070 080/075 080/090 080/110 080/130 090/070 090/075 090/090 090/110 090/130	U F...	Vedere tabella See tables	56.. — 80..	B5 B14	SZDX SZSX DZ	BRDX BRSX 	0° 90° 180° 270°	P1 P2 P3 (standard) P4	M1 (B3) M2 (V6) M3 (B8) M4 (V5) M6 (B6) M5 (B7)	VS



Designazione

Classification

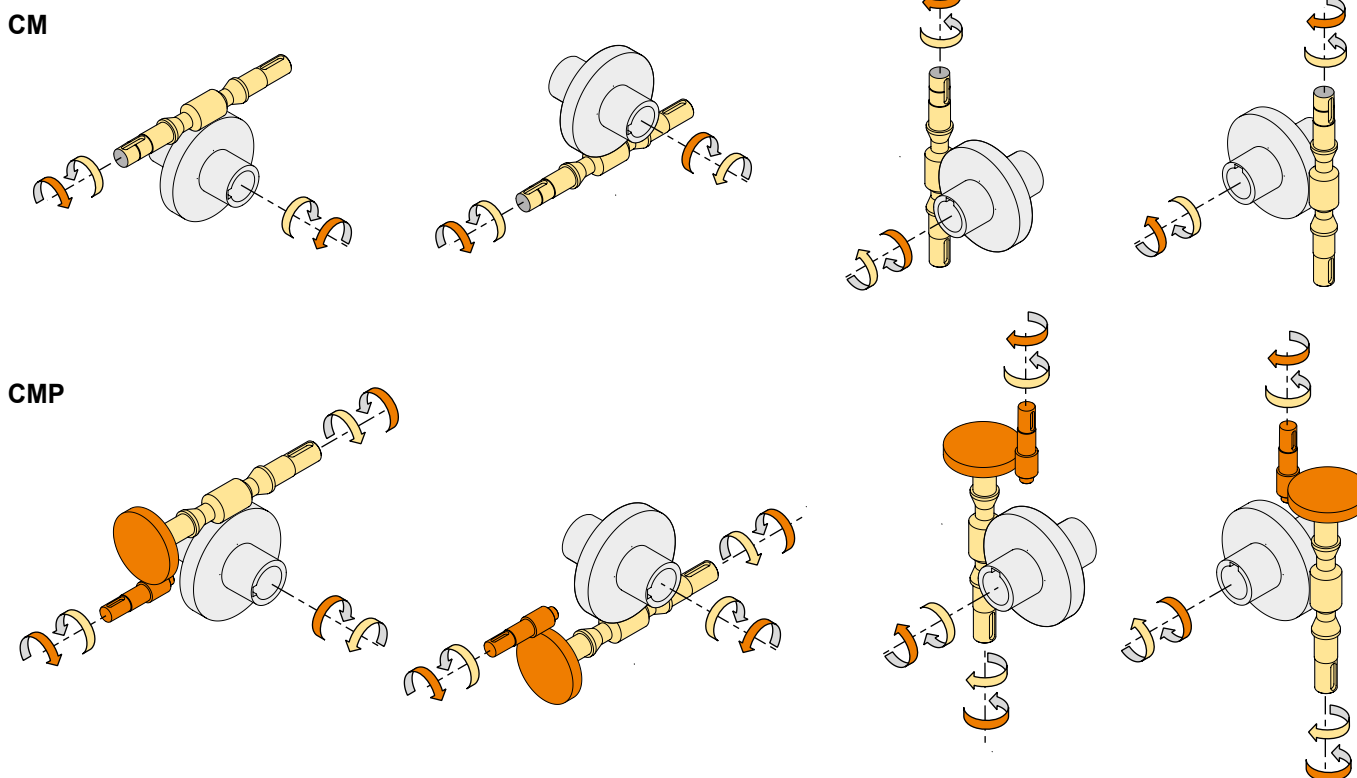
<p>Versione Riduttore Gearbox Version</p> <p>U F...D F...S</p>	<p>Albero di uscita Output shaft</p> <p>SZDX SZSX DZ</p>	<p>Braccio di reazione Torque arm *</p> <p>BRDX BRSX</p>	<p>Angolo Angle</p>
---	---	---	-------------------------

MOTORE CM / CM MOTOR					
0.75kW	4p	3ph	230/400V	50Hz	T1
Potenza Power	Poli Poles	Fasi Phases	Tensione Voltage	Frequenza Frequency	Pos. morsetteria Terminal box pos.
Vedi tabelle See tables	2p 4p 6p 8p	1ph 3ph	230/400V 220/380V ... 230V ...	50Hz 60Hz	T1 (Std) T4 T2 T3

* NOTA: il braccio di reazione viene fornito smontato.
NOTE: the torque arm will be supplied not assembled.

Sensi di rotazione

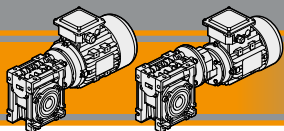
Direction of rotation



Simbologia

Symbols

n_1 [min ⁻¹]	Velocità in ingresso / Input speed	sf	Fattore di servizio / Service factor
n_2 [min ⁻¹]	Velocità in uscita / Output speed	Rd %	Rendimento dinamico / Dynamic efficiency
i	Rapporto di riduzione / Ratio	Rs %	Rendimento statico / Static efficiency
P_1 [kW]	Potenza in entrata / Nominal input power	R_2 [N]	Carico radiale ammissibile in uscita / Permitted output radial load
M_2 [Nm]	Coppia in uscita in funzione di P_1 / Output torque referred to P_1	A_2 [N]	Carico assiale ammissibile in uscita / Permitted output axial load
P_{n1} [kW]	Potenza nominale in entrata / Nominal input power	Z	Numero di principi della vite / Worm starts
M_{n2} [Nm]	Coppia nominale in uscita in funzione di P_{n1} / Nominal output torque referred to P_{n1}	β	Angolo d'elica / Helix angle



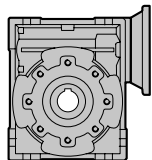
CM/CMP Motoriduttori a vite senza fine Wormgearmotors

Lubrificazione

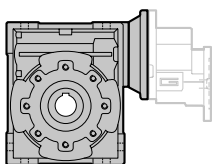
Lubrication

Tutti i motoriduttori sono forniti completi di lubrificante sintetico viscosità 320, pertanto possono essere installati in qualunque posizione di montaggio e non necessitano di manutenzione.

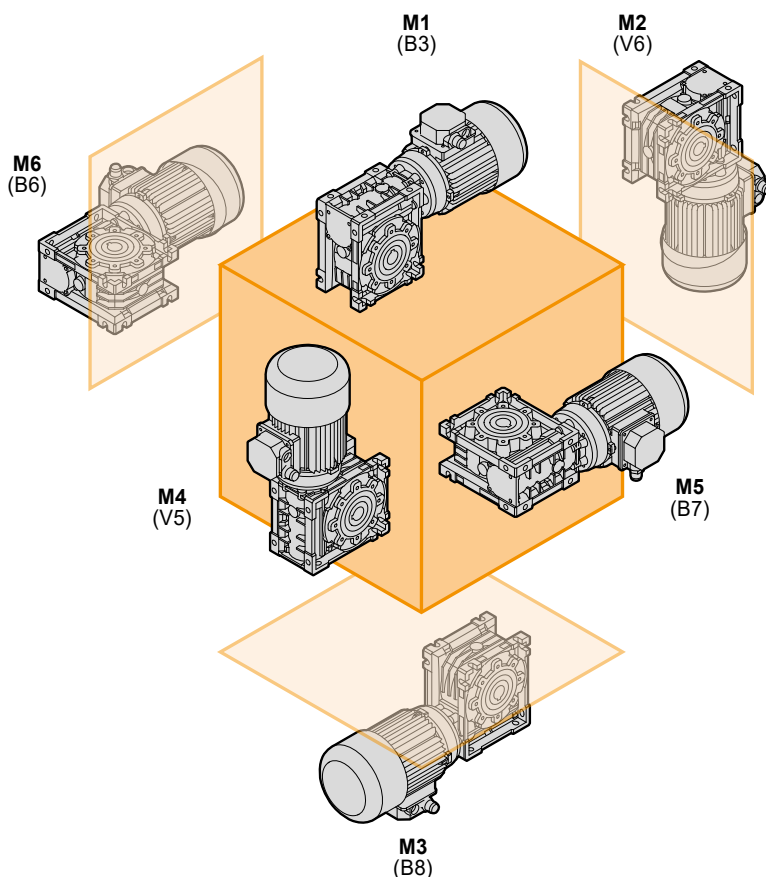
Permanent synthetic oil long-life lubrication (viscosity grade 320) makes it possible to use the gearmotors in all mounting positions; for this reason they can be installed in any assembly position and do not require maintenance.



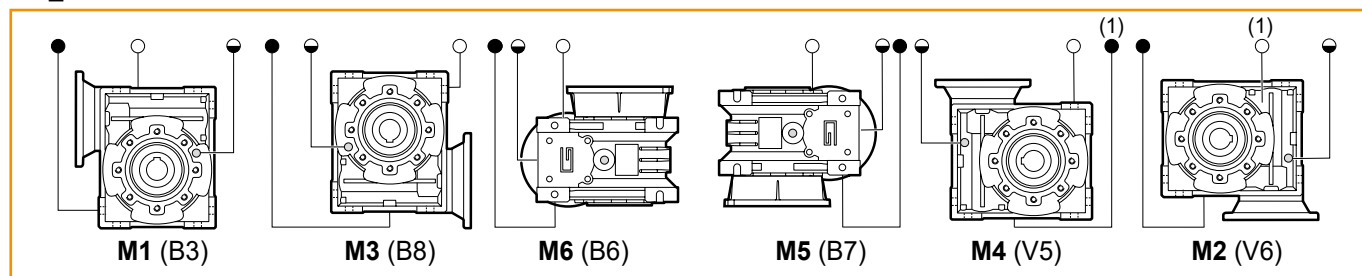
CM	Quantità di olio (litri) / Oil quantity (litres)					
	M1 (B3)	M3 (B8)	M6 (B6)	M5 (B7)	M4 (V5)	M2 (V6)
130	4.5	3.3	3.5	3.5	4.5	3.3



CMP	Quantità di olio (litri) / Oil quantity (litres)					
	M1 (B3)	M3 (B8)	M6 (B6)	M5 (B7)	M4 (V5)	M2 (V6)
080/130 - 090/130	4.5	3.3	3.5	3.5	4.5	3.3



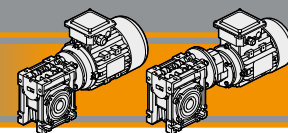
CM_CMP 130



(standard)

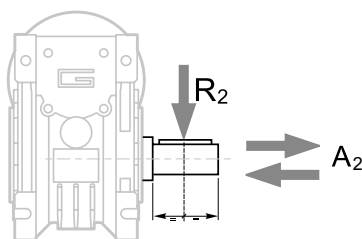
(1): Tappo in posizione posteriore / Plug in backside position

- Sfiato e tappo di riempimento / Breather and filling plug
- ◐ Livello olio / Oil level plug
- Tappo di scarico / Oil drain plug



Carichi radiali

Radial loads

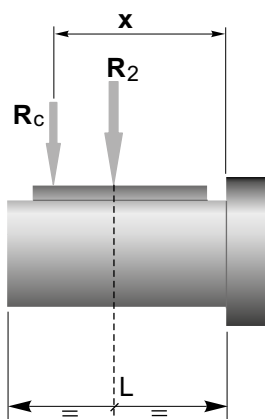


$$A_2 = R_2 \times 0.2$$

n_2 [min ⁻¹]	R_2 [N]									
	CM026	CM030	CM040	CM050	CM063	CM070	CM075	CM090	CM110	CM130
187	400	674	1264	1770	2445	2613	2824	3161	5058	5732
140	490	743	1392	1949	2692	2878	3110	3481	5570	6313
93	580	851	1596	2234	3085	3298	3564	3990	6384	7235
70	610	936	1754	2456	3392	3626	3918	4386	7018	7953
56	610	1008	1890	2646	3654	3906	4221	4725	7560	8567
47	610	1069	2004	2805	3874	4141	4475	5009	8014	9083
35	610	1179	2210	3095	4273	4568	4937	5526	8842	10021
28	610	1270	2381	3334	4603	4921	5318	5953	9524	10794
23	610	1356	2542	3559	4915	5254	5678	6356	10170	11526
18	610	1471	2759	3862	5334	5702	6162	6897	11036	12507
14	610	1600	3000	4200	5800	6200	6700	7500	12000	13600
	CMP... /030	CMP... /040	CMP... /050	CMP... /063	CMP... /070	CMP... /075	CMP... /090	CMP... /110	CMP... /130	

Quando il carico radiale risultante non è applicato sulla mezza-
ria dell'albero occorre calcolare quello effettivo con la seguente
formula:

When the resulting radial load is not applied on the centre line
of the shaft it is necessary to calculate the effective load with the
following formula:

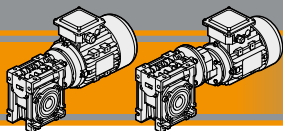


	CM	CM / CMP								
	026	030	040	050	063	070	075	090	110	130
a	56	65	84	101	120	122	131	182	176	188
b	43	50	64	76	95	92	101	122	136	148
R_{2MAX}	610	1600	3000	4200	5800	6200	6700	7500	12000	13600

$$R_c = \frac{R_2 \cdot a}{(b+x)} \leq R_{2MAX}$$

$$R \leq R_c$$

a, b = valori riportati nella tabella
a, b = values given in the table



Dati di dentatura

Toothing data

	Dati della coppia vite-corona Worm wheel data	Rapporto / Ratio											
		5	7.5	10	15	20	25	30	40	50	60	80	100
CM026	Z	6	4	3	2	2		1	1	1	1		
	β	34° 35'	24° 41'	19° 1'	12° 57'	10° 30'		6° 33'	5° 17'	4° 26'	3° 49'		
CM030	Z	6	4	3	2	2	2	1	1	1	1	1	1
	β	27° 4'	24° 28'	18° 50'	12° 49'	10° 23'	8° 43'	6° 29'	5° 14'	4° 23'	3° 46'	2° 57'	2° 25'
CM040	Z	6	4	3	2	2	2	1	1	1	1	1	1
	β	34° 19'	24° 28'	18° 50'	12° 49'	10° 23'	8° 43'	6° 29'	5° 14'	4° 23'	3° 46'	2° 57'	2° 25'
CM050	Z	6	4	3	2	2	2	1	1	1	1	1	1
	β	33° 37'	23° 54'	18° 23'	12° 29'	10° 6'	8° 28'	6° 19'	5° 5'	4° 15'	3° 39'	2° 51'	2° 20'
CM063	Z	6	4	3	2	2	2	1	1	1	1	1	1
	β	34° 23'	24° 31'	18° 53'	12° 50'	10° 24'	8° 44'	6° 30'	5° 14'	4° 23'	3° 47'	2° 57'	2° 25'
CM070	Z	4	3	2	2	2	2	1	1	1	1	1	1
	β	26° 12'	20° 15'	13° 49'	11° 15'	9° 29'	7° 0'	5° 41'	4° 46'	4° 7'	3° 13'	2° 39'	
CM075	Z	4	3	2	2	2	2	1	1	1	1	1	1
	β	26° 17'	20° 20'	13° 52'	11° 18'	9° 32'	7° 2'	5° 42'	4° 48'	4° 8'	3° 14'	2° 40'	
CM090	Z	4	3	2	2	2	2	1	1	1	1	1	1
	β	29° 11'	22° 43'	15° 36'	12° 50'	10° 53'	7° 56'	6° 30'	5° 29'	4° 45'	3° 45'	3° 6'	
CM110	Z	4	3	2	2	2	2	1	1	1	1	1	1
	β	28° 14'	21° 56'	15° 1'	14° 41'	12° 34'	7° 38'	7° 28'	6° 21'	5° 32'	4° 24'	3° 39'	
CM130	Z	4	3	2	2	2	2	1	1	1	1	1	1
	β	28° 43'	22° 20'	15° 19'	13° 47'	11° 54'	7° 48'	7° 00'	6° 01'	5° 16'	4° 08'	3° 27'	

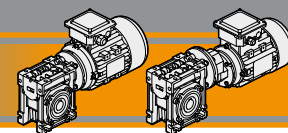
Rendimento

Efficiency

	n ₁ [min ⁻¹]	Rendimento Efficiency	Rapporto / Ratio											
			5	7.5	10	15	20	25	30	40	50	60	80	100
CM026	2800	Rd	89	87	85	83	80		73	68	64	60		
	1400		87	84	83	78	74		66	61	57	53		
	900		84	83	80	75	71		61	57	52	48		
			Rs	72	71	68	61	56	46	41	36	34		
CM030	2800	Rd	89	88	86	84	81	78	74	70	65	62	57	52
	1400		86	85	84	79	75	72	67	62	58	55	48	43
	900		84	83	81	75	71	68	62	58	53	49	43	39
			Rs	72	67	63	55	50	43	39	35	31	27	23
CM040	2800	Rd	90	89	87	84	83	80	77	73	69	66	60	56
	1400		88	86	84	81	78	74	70	65	60	58	52	46
	900		86	84	82	77	74	70	66	60	57	53	46	41
			Rs	74	71	67	60	55	51	45	40	36	32	28
CM050	2800	Rd	91	90	88	86	84	82	78	74	71	68	62	58
	1400		89	87	85	82	79	76	72	67	63	60	54	49
	900		87	85	84	79	75	72	68	62	59	55	48	43
			Rs	73	70	66	59	55	51	44	39	35	32	27
CM063	2800	Rd	91	90	88	86	84	83	79	76	73	70	65	60
	1400		90	88	86	84	81	78	75	70	66	63	57	52
	900		89	86	84	81	78	75	70	65	61	58	52	47
			Rs	73	71	67	60	55	51	45	40	36	33	28
CM070	2800	Rd	90	89	87	85	84	80	77	74	72	67	62	
	1400		89	87	84	82	80	76	72	68	65	60	53	
	900		87	85	82	79	77	72	67	63	60	54	49	
			Rs	72	69	62	60	55	48	43	38	36	31	26
CM075	2800	Rd	90	89	87	85	84	81	78	75	72	68	63	
	1400		89	87	84	83	80	77	73	69	66	60	56	
	900		87	85	83	80	77	73	68	64	61	55	50	
			Rs	73	69	62	59	55	48	43	39	36	31	27
CM090	2800	Rd	91	90	88	86	85	83	80	78	75	71	67	
	1400		90	88	86	84	83	79	76	72	69	64	60	
	900		88	87	84	82	80	76	72	68	65	60	55	
			Rs	74	71	65	61	59	51	46	42	39	34	30
CM110	2800	Rd	90	89	88	87	86	82	81	79	77	73	70	
	1400		89	88	86	85	84	80	79	76	73	68	64	
	900		88	87	84	83	82	78	75	71	68	63	59	
			Rs	74	71	64	64	60	50	49	46	42	37	33
CM130	2800	Rd	90	89	88	87	86	82	80	79	77	72	70	
	1400		89	88	86	84	83	79	76	75	73	69	64	
	900		88	87	84	82	81	77	74	73	70	64	59	
			Rs	74	71	64	64	60	50	49	46	42	37	33




Rendimento teorico del riduttore dopo il rodaggio
Theoretical efficiency of the gearbox after the first running period



Dati tecnici

n_1 1400 min⁻¹

Technical data


	n_2 [min ⁻¹]	Mn_2 [Nm]	Pn_1 [kW]	i
CMIS026				
	280	13	0.44	5
	187	14	0.33	7,5
	140	14	0.25	10
	93	14	0.18	15
	70	14	0.14	20
	47	15	0.11	30
	35	14	0.08	40
	28	13	0.07	50
	23	12	0.06	60
CMIS030				
	280	18	0.61	5
	187	20	0.46	7.5
	140	21	0.37	10
	93	21	0.26	15
	70	19	0.19	20
	56	20	0.16	25
	47	22	0.16	30
	35	20	0.12	40
	28	19	0.10	50
	23	17	0.08	60
	18	15	0.06	80
	14	14	0.05	100
CMIS040				
	280	41	1.37	5
	187	44	1.00	7.5
	140	45	0.79	10
	93	45	0.54	15
	70	40	0.38	20
	56	38	0.30	25
	47	48	0.34	30
	35	42	0.24	40
	28	39	0.19	50
	23	36	0.15	60
	18	33	0.12	80
	14	31	0.10	100
CMIS050				
	280	75	2.5	5
	187	79	1.8	7.5
	140	82	1.4	10
	93	82	0.98	15
	70	72	0.67	20
	56	70	0.54	25
	47	88	0.60	30
	35	76	0.42	40
	28	72	0.34	50
	23	69	0.28	60
	18	60	0.20	80
	14	56	0.17	100
CMIS063				
	280	134	4.4	5
	187	144	3.2	7.5
	140	148	2.5	10
	93	154	1.8	15
	70	136	1.23	20
	56	135	1.0	25
	47	166	1.1	30
	35	142	0.74	40
	28	136	0.60	50
	23	126	0.49	60
	18	118	0.38	80
	14	116	0.33	100

Nota:

Pn_1 è la potenza meccanica.

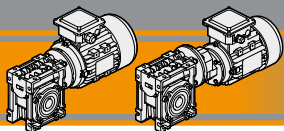
La potenza applicabile è ridotta del fattore termico.

Per maggiori dettagli consultare il nostro Servizio Tecnico.

	n_2 [min ⁻¹]	Mn_2 [Nm]	Pn_1 [kW]	i
CMIS070				
	187	200	4.4	7.5
	140	218	3.7	10
	93	221	2.6	15
	70	202	1.8	20
	56	180	1.3	25
	47	241	1.6	30
	35	210	1.1	40
	28	190	0.82	50
	23	181	0.68	60
	18	159	0.49	80
	14	154	0.43	100
CMIS075				
	187	238	5.2	7.5
	140	257	4.3	10
	93	266	3.1	15
	70	242	2.1	20
	56	225	1.7	25
	47	289	1.8	30
	35	251	1.3	40
	28	227	0.96	50
	23	218	0.82	60
	18	193	0.59	80
	14	183	0.49	100
CMIS090				
	187	342	7.4	7.5
	140	380	6.2	10
	93	433	4.9	15
	70	414	3.6	20
	56	369	2.6	25
	47	493	3.0	30
	35	434	2.1	40
	28	385	1.55	50
	23	352	1.23	60
	18	324	0.92	80
	14	299	0.72	100
CMIS110				
	187	605	13	7.5
	140	669	11.0	10
	93	730	8.2	15
	70	740	6.0	20
	56	670	4.7	25
	47	815	4.9	30
	35	768	3.6	40
	28	699	1.7	50
	23	626	1.1	60
	18	562	1.51	80
	14	523	1.19	100
CMIS130				
	187	750	16.5	7.5
	140	820	13.7	10
	93	910	10.3	15
	70	910	7.9	20
	56	920	6.5	25
	47	1050	6.5	30
	35	1050	5.1	40
	28	970	3.8	50
	23	890	3.0	60
	18	830	2.2	80
	14	735	1.7	100

Nota:

Pn_1 is an input mechanical power which must be reduced by the heating factor in order to get the relevant one. For more details please contact our Technical Service.









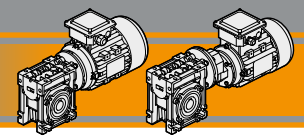
CM/CMP Motoriduttori a vite senza fine

Wormgearmotors

Dati tecnici







Technical data

P_1 [kW]	n_2 [min ⁻¹]	M_2 [Nm]	sf	i				P_1 [kW]	n_2 [min ⁻¹]	M_2 [Nm]	sf	i								
0.06								0.09												
56A4 (1400 min ⁻¹)	280	2	7.3	5	CM026		B14	56A2 (2800 min ⁻¹)	31	17	1.6	90	CM030	CMP056/030	B14					
	187	3	5.4	7.5	CM026		B14		28	16	0.7	100		CMP056/030	B5/B14					
	140	3	4.1	10	CM026		B14		23	21	1.1	120		CMP056/030	B14					
	93	5	2.9	15	CM026		B14		19	24	0.9	150		CMP056/030	B14					
	70	6	2.3	20	CM026		B14		CM040	47	12	2.4		60	CMP056/040	B5/B14				
	47	8	1.9	30	CM026		B14			47	13	3.4		60		B14				
	35	10	1.4	40	CM026		B14			37	16	2.8		75		B14				
	28	12	1.1	50	CM026		B14			31	18	3.1		90		B14				
	23	13	0.9	60	CM026		B14			23	22	2.2		120		B14				
	280	2	10.2	5	CM030		B5/B14			19	26	1.8		150		B14				
	187	3	7.7	7.5	CM030		B5/B14			16	29	1.5	180	B14						
	140	3	6.1	10	CM030		B5/B14			12	33	1.2	240	B14						
	93	5	4.3	15	CM030		B5/B14			9.3	37	1.0	300	B14						
	70	6	3.1	20	CM030		B5/B14			56B4 (1400 min ⁻¹)	280	3	4.9	5		CM026		B14		
	56	7	2.7	25	CM030		B5/B14		187		4	3.6	7.5	CM026	B14					
	47	8	2.7	30	CM030		B5/B14		140		5	2.7	10	CM026	B14					
	35	10	2.0	40	CM030		B5/B14		93		7	1.9	15	CM026	B14					
	28	12	1.6	50	CM030		B5/B14		70		9	1.5	20	CM026	B14					
	23	14	1.3	60	CM030		B5/B14		47		12	1.2	30	CM026	B14					
	23	16	1.6	60		CMP056/030	B14		35		15	0.9	40	CM026	B14					
19	19	1.4	75		CMP056/030	B14	28	17	0.7		50	CM026	B14							
18	16	1.0	80	CM030		B5/B14	CM030	280	3		6.8	5	CMP056/030	B5/B14						
16	21	1.5	90		CMP056/030	B14		187	4		5.1	7.5		CM030	B5/B14					
14	18	0.8	100	CM030		B5/B14		140	5		4.1	10		CM030	B5/B14					
12	26	1.1	120		CMP056/030	B14		93	7		2.9	15		CM030	B5/B14					
9.3	29	0.9	150		CMP056/030	B14		70	9		2.1	20		CM030	B5/B14					
28	12	3.2	50	CM040		B5/B14		56	11		1.8	25		CM030	B5/B14					
23	14	2.5	60	CM040		B5/B14		47	12		1.8	30		CM030	B5/B14					
23	17	3.4	60		CMP056/040	B14		35	15		1.3	40		CM030	B5/B14					
19	20	2.6	75		CMP056/040	B14		28	18		1.1	50		CM030	B5/B14					
18	17	1.9	80	CM040		B5/B14		23	20		0.8	60		CM030	B5/B14					
16	23	3.1	90		CMP056/040	B14	23	24	1.1		60	CM030	CMP056/030	B14						
14	19	1.6	100	CM040		B5/B14	19	29	0.9		75		CMP056/030	B14						
12	28	2.2	120		CMP056/040	B14	18	24	0.6	80	CM030		B5/B14							
9.3	32	1.8	150		CMP056/040	B14	16	32	1.0	90	CMP056/030		B14							
7.8	35	1.5	180		CMP056/040	B14	12	38	0.8	120	CMP056/030		B14							
5.8	41	1.1	240		CMP056/040	B14	35	16	2.6	40	CM040			B5/B14						
4.7	46	0.9	300		CMP056/040	B14		28	18	2.1				50	CM040	B5/B14				
0.09								23	21	1.7				60	CM040	B5/B14				
56A2 (2800 min ⁻¹)	560	1	7.3	5	CM026			B14	23	25				2.3	60	CM040	CMP056/040	B14		
	373	2	5.5	7.5	CM026			B14	19	30				1.7	75			CMP056/040	B14	
	280	3	4.2	10	CM026			B14	18	26		1.3		80	CMP056/040			B14		
	187	4	2.9	15	CM026			B14	16	34		2.1		90	CM040			B5/B14		
	140	5	2.2	20	CM026			B14	14	28		1.1		100	CM040			CMP056/040	B14	
	93	7	1.8	30	CM026			B14	12	42		1.5		120					CMP056/040	B14
	70	8	1.3	40	CM026			B14	9.3	48		1.2		150					CMP056/040	B14
	56	10	1.0	50	CM026		B14	7.8	53	1.0	180	CMP056/040	B14							
	47	11	0.8	60	CM026		B14	5.8	62	0.8	240	CMP056/040	B14							
	140	5	2.8	20	CM030		B5/B14	63A6 (900 min ⁻¹)	180	4	5.2	5	CM030						B5/B14	
	112	6	2.5	25	CM030		B5/B14		120	6	4.0	7.5				CM030	B5/B14			
	93	7	2.6	30	CM030		B5/B14		90	8	3.1	10				CM030	B5/B14			
	70	9	1.9	40	CM030		B5/B14		60	11	2.3	15				CM030	B5/B14			
	56	10	1.5	50	CM030		B5/B14		45	14	1.6	20				CM030	B5/B14			
	47	11	1.2	60	CM030		B5/B14		36	16	1.4	25			CM030	B5/B14				
	47	13	1.7	60		CMP056/030	B14		30	18	1.5	30			CM030	B5/B14				
	37	15	1.4	75		CMP056/030	B14		23	22	1.0	40			CM030	B5/B14				
	35	14	0.9	80	CM030		B5/B14		18	25	0.9	50			CM030	B5/B14				

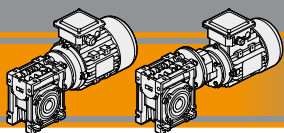


Dati tecnici

Technical data

P_1 [kW]	n_2 [min ⁻¹]	M_2 [Nm]	sf	i				P_1 [kW]	n_2 [min ⁻¹]	M_2 [Nm]	sf	i				
0.09								0.12								
63A6 (900 min ⁻¹)	45	14	3.2	20	CM040			56B2 (2800 min ⁻¹)	35	20	1.4	80	CM040		B5/B14	
	36	17	2.6	25	CM040				31	24	2.4	90	CM040	CMP056/040	B14	
	30	19	3.0	30	CM040				28	23	1.0	100	CM040		B5/B14	
	23	23	2.1	40	CM040				23	29	1.7	120		CMP056/040	B14	
	18	27	1.7	50	CM040				19	34	1.3	150		CMP056/040	B14	
	15	30	1.4	60	CM040				16	38	1.1	180		CMP056/040	B14	
	15	38	1.8	60		CMP063/040	B14		12	44	0.9	240		CMP056/040	B14	
	12	45	1.4	75		CMP063/040	B14									
	11	35	1.1	80	CM040				63A4 (1400 min ⁻¹)	280	4	5.1	5	CM030		B5/B14
	10	48	1.7	90		CMP063/040	B14		187	5	3.8	7.5	CM030		B5/B14	
	9	39	0.9	100	CM040				140	7	3.1	10	CM030		B5/B14	
	7.5	58	1.2	120		CMP063/040	B14		93	10	2.2	15	CM030		B5/B14	
									70	12	1.5	20	CM030		B5/B14	
	15	32	2.4	60	CM050		B5/B14		56	15	1.4	25	CM030		B5/B14	
	15	38	3.3	60		CMP063/050	B14		47	16	1.3	30	CM030		B5/B14	
	12	45	2.6	75		CMP063/050	B14		35	20	1.0	40	CM030		B5/B14	
	11	37	1.9	80	CM050		B5/B14		28	24	0.8	50	CM030		B5/B14	
	10	49	3.1	90		CMP063/050	B14									
	9	41	1.6	100	CM050		B5/B14		280	4	11.4	5	CM040		B5/B14	
	7.5	60	2.1	120		CMP063/050	B14		187	5	8.3	7.5	CM040		B5/B14	
6.0	67	1.8	150		CMP063/050	B14	140	7	6.5	10	CM040		B5/B14			
5.0	74	1.4	180		CMP063/050	B14	93	10	4.5	15	CM040		B5/B14			
3.8	85	1.1	240		CMP063/050	B14	70	13	3.1	20	CM040		B5/B14			
							56	15	2.5	25	CM040		B5/B14			
6.0	72	3.0	150		CMP063/063	B14	47	17	2.8	30	CM040		B5/B14			
5.0	79	2.5	180		CMP063/063	B14	35	21	2.0	40	CM040		B5/B14			
3.8	90	1.9	240		CMP063/063	B14	28	25	1.6	50	CM040		B5/B14			
3.0	101	1.5	300		CMP063/063	B14	23	28	1.3	60	CM040		B5/B14			
							23	34	1.7	60		CMP063/040	B14			
							19	40	1.3	75		CMP063/040	B14			
							18	34	1.0	80	CM040		B5/B14			
							16	45	1.6	90		CMP063/040	B14			
							14	38	0.8	100	CM040		B5/B14			
							12	56	1.1	120		CMP063/040	B14			
							35	22	3.5	40	CM050		B5/B14			
							28	26	2.8	50	CM050		B5/B14			
							23	29	2.3	60	CM050		B5/B14			
							23	34	3.0	60		CMP063/050	B14			
							19	40	2.3	75		CMP063/050	B14			
							18	35	1.7	80	CM050		B5/B14			
							16	47	2.7	90		CMP063/050	B14			
							14	40	1.4	100	CM050		B5/B14			
							12	57	1.9	120		CMP063/050	B14			
							9.3	66	1.6	150		CMP063/050	B14			
							7.8	74	1.3	180		CMP063/050	B14			
							5.8	85	1.0	240		CMP063/050	B14			
							14.0	43	2.7	100	CM063		B5			
							9.3	69	2.8	150		CMP063/063	B14			
							7.8	77	2.3	180		CMP063/063	B14			
							5.8	90	1.7	240		CMP063/063	B14			
							4.7	101	1.4	300		CMP063/063	B14			
							63B6 (900 min ⁻¹)	180	5	3.9	5	CM030		B5/B14		
							120	8	3.0	7.5	CM030		B5/B14			
							90	10	2.3	10	CM030		B5/B14			
							60	14	1.7	15	CM030		B5/B14			
							45	18	1.2	20	CM030		B5/B14			
							36	22	1.0	25	CM030		B5/B14			
							30	24	1.1	30	CM030		B5/B14			
							23	30	0.8	40	CM030		B5/B14			

CM/CMP









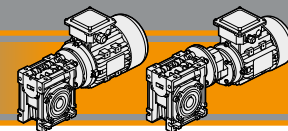
CM/CMP Motoriduttori a vite senza fine

Wormgearmotors

Dati tecnici







Technical data

P_1 [kW]	n_2 [min ⁻¹]	M_2 [Nm]	sf	i				P_1 [kW]	n_2 [min ⁻¹]	M_2 [Nm]	sf	i				
0.12								0.18								
63B6 (900 min ⁻¹)	60	15	3.7	15	CM040		B5/B14	63A2 (2800 min ⁻¹)	35	30	1.5	80	CM050		B5/B14	
	45	19	2.4	20	CM040		B5/B14		31	37	2.7	90	CM050	CMP063/050	B14	
	36	22	2.0	25	CM040		B5/B14		28	36	1.2	100	CM050	CMP063/050	B5/B14	
	30	25	2.2	30	CM040		B5/B14		23	45	1.9	120		CMP063/050	B14	
	23	31	1.6	40	CM040		B5/B14		19	53	1.5	150		CMP063/050	B14	
	18	36	1.3	50	CM040		B5/B14		16	60	1.3	180		CMP063/050	B14	
	15	40	1.1	60	CM040		B5/B14		12	69	1.0	240		CMP063/050	B14	
	15	50	1.3	60		CMP063/040	B14		35	32	2.7	80	CM063		B5	
	12	60	1.1	75		CMP063/040	B14		28	37	2.2	100	CM063		B5	
	11	47	0.9	80	CM040		B5/B14		19	55	2.7	150		CMP063/063	B14	
	10	64	1.3	90		CMP063/040	B14		16	63	2.3	180		CMP063/063	B14	
	7.5	78	0.9	120		CMP063/040	B14		12	75	1.7	240		CMP063/063	B14	
	30	26	3.8	30	CM050		B5/B14		9.3	85	1.4	300		CMP063/063	B14	
	23	32	2.7	40	CM050		B5/B14		63B4 (1400 min ⁻¹)	280	5	3.4	5	CM030		B5/B14
	18	38	2.2	50	CM050		B5/B14			187	8	2.6	7.5	CM030		B5/B14
	15	42	1.8	60	CM050		B5/B14			140	10	2.0	10	CM030		B5/B14
	15	50	2.5	60		CMP063/050	B14			93	15	1.4	15	CM030		B5/B14
	12	59	1.9	75		CMP063/050	B14			70	18	1.0	20	CM030		B5/B14
	11	49	1.4	80	CM050		B5/B14			56	22	0.9	25	CM030		B5/B14
	10	65	2.3	90		CMP063/050	B14			47	25	0.9	30	CM030		B5/B14
	9	55	1.2	100	CM050		B5/B14			280	5	7.6	5	CM040		B5/B14
	7.5	79	1.6	120		CMP063/050	B14			187	8	5.6	7.5	CM040		B5/B14
	6.0	90	1.3	150		CMP063/050	B14			140	10	4.4	10	CM040		B5/B14
	5.0	99	1.1	180		CMP063/050	B14			93	15	3.0	15	CM040		B5/B14
	3.8	114	0.8	240		CMP063/050	B14			70	19	2.1	20	CM040		B5/B14
	11,3	53	2.4	80	CM063		B5			56	23	1.7	25	CM040		B5/B14
	9,0	60	2.0	100	CM063		B5			47	26	1.9	30	CM040		B5/B14
	7.5	82	2.9	120		CMP063/063	B14			35	32	1.3	40	CM040		B5/B14
	6.0	95	2.3	150		CMP063/063	B14			28	37	1.1	50	CM040		B5/B14
	5.0	106	1.9	180		CMP063/063	B14			23	43	0.8	60	CM040		B5/B14
	3.8	120	1.4	240		CMP063/063	B14			23	51	1.1	60		CMP063/040	B14
	3.0	135	1.2	300		CMP063/063	B14			19	60	0.9	75		CMP063/040	B14
										16	68	1.0	90		CMP063/040	B14
0.18								0.18								
63A2 (2800 min ⁻¹)	560	3	4.8	5	CM030		B5/B14		35	33	2.3	40	CM050		B5/B14	
	373	4	3.7	7.5	CM030		B5/B14		28	39	1.9	50	CM050		B5/B14	
	280	5	3.0	10	CM030		B5/B14		23	44	1.6	60	CM050		B5/B14	
	187	8	2.1	15	CM030		B5/B14		23	51	2.0	60		CMP063/050	B14	
	140	10	1.4	20	CM030		B5/B14		19	60	1.5	75		CMP063/050	B14	
	112	12	1.3	25	CM030		B5/B14		18	53	1.1	80	CM050		B5/B14	
	93	14	1.3	30	CM030		B5/B14		16	70	1.8	90		CMP063/050	B14	
	70	17	0.9	40	CM030		B5/B14		14	60	0.9	100	CM050		B5/B14	
	56	20	0.8	50	CM030		B5/B14		12	85	1.3	120		CMP063/050	B14	
	140	10	3.0	20	CM040		B5/B14		9.3	99	1.0	150		CMP063/050	B14	
	112	12	2.3	25	CM040		B5/B14		7.8	110	0.9	180		CMP063/050	B14	
	93	14	2.7	30	CM040		B5/B14			23	46	2.7	60	CM063		B5
	70	18	1.9	40	CM040		B5/B14			23	53	3.6	60		CMP063/063	B14
	56	21	1.5	50	CM040		B5/B14			19	63	2.7	75	CM063		B14
	47	24	1.2	60	CM040		B5/B14			18	56	2.1	80	CM063		B5
	47	27	1.7	60		CMP063/040	B14			16	69	3.4	90		CMP063/063	B14
	37	32	1.4	75		CMP063/040	B14			14	64	1.8	100	CM063		B5
	35	29	0.9	80	CM040		B5/B14			12	87	2.4	120		CMP063/063	B14
	31	36	1.6	90		CMP063/040	B14			9.3	103	1.9	150		CMP063/063	B14
	23	43	1.1	120		CMP063/040	B14			7.8	115	1.6	180		CMP063/063	B14
	56	22	2.6	50	CM050		B5/B14			5.8	136	1.1	240		CMP063/063	B14
	47	25	2.1	60	CM050		B5/B14			4.7	152	0.9	300		CMP063/063	B14
	47	27	3.0	60		CMP063/050	B14									
	37	32	2.3	75		CMP063/050	B14									



Dati tecnici

Technical data

P_1 [kW]	n_2 [min ⁻¹]	M_2 [Nm]	sf	i				P_1 [kW]	n_2 [min ⁻¹]	M_2 [Nm]	sf	i				
0.18								0.22								
71A6 (900 min ⁻¹)	180	8	5.7	5	CM040			63C4 (1400 min ⁻¹)	280	7	6.2	5	CM040			B5/B14
	120	12	4.2	7.5	CM040				187	10	4.5	7.5	CM040			B5/B14
	90	16	3.3	10	CM040				140	13	3.6	10	CM040			B5/B14
	60	22	2.4	15	CM040				93	18	2.5	15	CM040			B5/B14
	45	28	1.6	20	CM040				70	23	1.7	20	CM040			B5/B14
	36	33	1.3	25	CM040				56	28	1.4	25	CM040			B5/B14
	30	38	1.5	30	CM040				47	32	1.5	30	CM040			B5/B14
	23	46	1.0	40	CM040				35	39	1.1	40	CM040			B5/B14
									28	45	0.9	50	CM040			B5/B14
	36	34	2.2	25	CM050				23	62	0.9	60		CMP063/040		B14
	30	39	2.5	30	CM050				19	73	0.7	75		CMP063/040		B14
	23	47	1.8	40	CM050				16	83	0.9	90		CMP063/040		B14
	18	56	1.4	50	CM050				56	29	2.5	25	CM050			B5/B14
	15	63	1.2	60	CM050				47	32	2.7	30	CM050			B5/B14
	15	75	1.7	60		CMP071/050	B14		35	40	1.9	40	CM050			B5/B14
	12	88	1.3	75		CMP071/050	B14		28	47	1.5	50	CM050			B5/B14
	11	73	0.9	80	CM050		B5/B14		23	54	1.3	60	CM050			B5/B14
	10	98	1.5	90		CMP071/050	B14		23	63	1.6	60		CMP063/050		B14
									19	74	1.2	75		CMP063/050		B14
	18	58	2.6	50	CM063		B5/B14		18	65	0.9	80	CM050			B5/B14
	15	66	2.1	60	CM063		B5/B14		16	86	1.5	90		CMP063/050		B14
	15	77	3.0	60		CMP071/063	B14		14	74	0.8	100	CM050			B5/B14
	12	91	2.3	75		CMP071/063	B14		12	104	1.1	120		CMP063/050		B14
	11	79	1.6	80	CM063		B5/B14		9.3	121	0.9	150		CMP063/050		B14
	10	101	2.8	90		CMP071/063	B14									
	9	90	1.4	100	CM063		B5/B14		23	57	2.2	60	CM063			B5
	7.5	124	2.0	120		CMP071/063	B14		23	64	2.9	60		CMP063/063		B14
	6.0	143	1.5	150		CMP071/063	B14		19	77	2.2	75		CMP063/063		B14
	5.0	158	1.3	180		CMP071/063	B14		18	68	1.7	80	CM063			B5
									16	85	2.8	90		CMP063/063		B14
	11	83	2.3	80	CM070		B5		14	78	1.5	100	CM063			B5
	9	94	1.8	100	CM070		B5		12	106	1.9	120		CMP063/063		B14
	7.5	128	2.8	120		CMP071/070	B14		9.3	126	1.5	150		CMP063/063		B14
	6.0	149	2.1	150		CMP071/070	B14		7.8	140	1.3	180		CMP063/063		B14
	5.0	165	1.8	180		CMP071/070	B14		5.8	166	0.9	240		CMP063/063		B14
	3.8	193	1.3	240		CMP071/070	B14		4.7	185	0.8	300		CMP063/063		B14
	3.0	213	1.1	300		CMP071/070	B14									
	11	84	2.7	80	CM075		B5									
	9	96	2.1	100	CM075		B5									
	7.5	130	3.3	120		CMP071/075	B14									
	6.0	152	2.5	150		CMP071/075	B14									
	5.0	168	2.1	180		CMP071/075	B14									
	3.8	193	1.6	240		CMP071/075	B14									
	3.0	213	1.3	300		CMP071/075	B14									
	5.0	182	3.2	180		CMP071/090	B14									
	3.8	211	2.4	240		CMP071/090	B14									
	3.0	241	1.9	300		CMP071/090	B14									
0.22								0.25								
63C4 (1400 min ⁻¹)	280	6	2.8	5	CM030			63B2 (2800 min ⁻¹)	560	4	3.4	5	CM030			B5/B14
	187	10	2.1	7.5	CM030				373	6	2.7	7.5	CM030			B5/B14
	140	13	1.7	10	CM030				280	7	2.2	10	CM030			B5/B14
	93	18	1.2	15	CM030				187	11	1.5	15	CM030			B5/B14
	70	23	0.8	20	CM030				140	14	1.0	20	CM030			B5/B14
									112	17	0.9	25	CM030			B5/B14
									93	19	1.0	30	CM030			B5/B14
									140	14	2.2	20	CM040			B5/B14
									112	17	1.6	25	CM040			B5/B14
									93	20	1.9	30	CM040			B5/B14
									70	25	1.4	40	CM040			B5/B14
									56	29	1.1	50	CM040			B5/B14
									47	34	0.9	60	CM040			B5/B14
									47	37	1.2	60		CMP063/040		B14
									37	44	1.0	75		CMP063/040		B14
									31	50	1.1	90		CMP063/040		B14
									23	60	0.8	120		CMP063/040		B14

CM/CMP









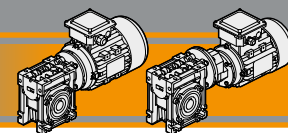
CM/CMP Motoriduttori a vite senza fine

Wormgearmotors

Dati tecnici







Technical data

P_1 [kW]	n_2 [min ⁻¹]	M_2 [Nm]	sf	i				P_1 [kW]	n_2 [min ⁻¹]	M_2 [Nm]	sf	i				
0.25								0.25								
63B2 (2800 min ⁻¹)	70	25	2.3	40	CM050			71A4 (1400 min ⁻¹)	18	82	2.4	80	CM075		B5	
	56	30	1.9	50	CM050				16	101	4.0	90	CM075	CMP071/075	B14	
	47	35	1.5	60	CM050				14	96	1.9	100	CM075		B5	
	47	38	2.1	60		CMP063/050	B14		12	124	2.9	120		CMP071/075	B14	
	37	45	1.7	75		CMP063/050	B14		9.3	145	2.3	150		CMP071/075	B14	
	35	42	1.1	80	CM050				7.8	162	1.9	180		CMP071/075	B14	
	31	51	1.9	90		CMP063/050	B14		5.8	193	1.4	240		CMP071/075	B14	
	28	49	0.9	100	CM050				4.7	216	1.1	300		CMP071/075	B14	
	23	62	1.4	120		CMP063/050	B14									
	19	74	1.1	150		CMP063/050	B14		7.8	177	2.8	180		CMP071/090	B14	
	16	83	0.9	180		CMP063/050	B14		5.8	209	2.2	240		CMP071/090	B14	
									4.7	236	1.7	300		CMP071/090	B14	
	35	44	2.0	80	CM063		B5									
	31	53	3.5	90		CMP063/063	B14		71B6 (900 min ⁻¹)	180	11	4.1	5	CM040		B5/B14
	28	51	1.6	100	CM063		B5		120	17	3.1	7.5	CM040		B5/B14	
	23	65	2.5	120		CMP063/063	B14		90	22	2.4	10	CM040		B5/B14	
19	76	2.0	150		CMP063/063	B14	60	31	1.8	15	CM040		B5/B14			
16	87	1.6	180		CMP063/063	B14	45	39	1.1	20	CM040		B5/B14			
12	104	1.2	240		CMP063/063	B14	36	46	0.9	25	CM040		B5/B14			
9.3	118	1.0	300		CMP063/063	B14	30	53	1.1	30	CM040		B5/B14			
							23	64	0.8	40	CM040		B5/B14			
71A4 (1400 min ⁻¹)	280	8	5.5	5	CM040		B5/B14	45	40	2.0	20	CM050		B5/B14		
	187	11	4.0	7.5	CM040		B5/B14	36	48	1.6	25	CM050		B5/B14		
	140	14	3.1	10	CM040		B5/B14	30	54	1.8	30	CM050		B5/B14		
	93	21	2.2	15	CM040		B5/B14	23	66	1.3	40	CM050		B5/B14		
	70	27	1.5	20	CM040		B5/B14	18	78	1.0	50	CM050		B5/B14		
	56	32	1.2	25	CM040		B5/B14	15	88	0.9	60	CM050		B5/B14		
	47	36	1.3	30	CM040		B5/B14	15	105	1.2	60		CMP071/050	B14		
	35	44	0.9	40	CM040		B5/B14	12	123	0.9	75		CMP071/050	B14		
								10	136	1.1	90		CMP071/050	B14		
	70	27	2.7	20	CM050		B5/B14	23	69	2.3	40	CM063		B5/B14		
	56	32	2.2	25	CM050		B5/B14	18	81	1.9	50	CM063		B5/B14		
	47	37	2.4	30	CM050		B5/B14	15	92	1.5	60	CM063		B5/B14		
	35	46	1.7	40	CM050		B5/B14	15	108	2.1	60		CMP071/063	B14		
	28	54	1.3	50	CM050		B5/B14	12	127	1.7	75		CMP071/063	B14		
	23	61	1.1	60	CM050		B5/B14	11	110	1.2	80	CM063		B5/B14		
	23	71	1.4	60		CMP071/050	B14	10	140	2.0	90		CMP071/063	B14		
	19	84	1.1	75		CMP071/050	B14	9	125	1.0	100	CM063		B5/B14		
	18	74	0.8	80	CM050		B5/B14	7.5	172	1.4	120		CMP071/063	B14		
	16	98	1.3	90		CMP071/050	B14	6.0	199	1.1	150		CMP071/063	B14		
								5.0	220	0.9	180		CMP071/063	B14		
	28	56	2.4	50	CM063		B5/B14	18	84	2.6	50	CM070		B5		
	23	64	2.0	60	CM063		B5/B14	15	96	2.2	60	CM070		B5		
	23	73	2.6	60		CMP071/063	B14	11	115	1.6	80	CM070		B5		
	19	88	2.0	75		CMP071/063	B14	10	145	2.9	90		CMP071/070	B14		
	18	78	1.5	80	CM063		B5/B14	9	130	1.3	100	CM070		B5		
	16	96	2.4	90		CMP071/063	B14	7.5	178	2.0	120		CMP071/070	B14		
	14	89	1.3	100	CM063		B5/B14	6.0	207	1.5	150		CMP071/070	B14		
	12	120	1.7	120		CMP071/063	B14	5.0	229	1.3	180		CMP071/070	B14		
	9.3	143	1.3	150		CMP071/063	B14	3.8	268	0.9	240		CMP071/070	B14		
	7.8	159	1.1	180		CMP071/063	B14	3.0	296	0.8	300		CMP071/070	B14		
	18	82	1.9	80	CM070		B5									
16	99	3.1	90		CMP071/070	B14										
14	90	1.7	100	CM070		B5										
12	122	2.2	120		CMP071/070	B14										
9.3	143	1.8	150		CMP071/070	B14										
7.8	159	1.4	180		CMP071/070	B14										
5.8	189	1.1	240		CMP071/070	B14										
4.7	211	1.9	300		CMP071/070	B14										



Dati tecnici

Technical data

P_1 [kW]	n_2 [min ⁻¹]	M_2 [Nm]	sf	i				P_1 [kW]	n_2 [min ⁻¹]	M_2 [Nm]	sf	i			
0.25								0.37							
71B6 (900 min ⁻¹)	15	96	2.6	60	CM075		B5	71A2 (2800 min ⁻¹)	16	142	2.9	180		CMP071/090	B14
	11	117	1.9	80	CM075		B5		12	175	2.2	240		CMP071/090	B14
	10	147	3.1	90		CMP071/075	B14		9.3	200	1.7	300		CMP071/090	B14
	9	133	1.5	100	CM075		B5								
	7.5	181	2.4	120		CMP071/075	B14	71B4 (1400 min ⁻¹)	280	11	3.7	5	CM040		B5/B14
	6.0	211	1.8	150		CMP071/075	B14		187	16	2.7	7.5	CM040		B5/B14
	5.0	234	1.5	180		CMP071/075	B14		140	21	2.1	10	CM040		B5/B14
	3.8	268	1.1	240		CMP071/075	B14		93	31	1.5	15	CM040		B5/B14
	3.0	296	0.9	300		CMP071/075	B14		70	39	1.0	20	CM040		B5/B14
									56	47	0.8	25	CM040		B5/B14
	6.0	222	2.9	150		CMP071/090	B14		47	53	0.9	30	CM040		B5/B14
	5.0	253	2.3	180		CMP071/090	B14								
	3.8	293	1.7	240		CMP071/090	B14		93	31	2.6	15	CM050		B5/B14
	3.0	335	1.4	300		CMP071/090	B14		70	40	1.8	20	CM050		B5/B14
									56	48	1.5	25	CM050		B5/B14
									47	55	1.6	30	CM050		B5/B14
									35	68	1.1	40	CM050		B5/B14
									28	80	0.9	50	CM050		B5/B14
									23	91	0.8	60	CM050		B5/B14
									23	105	1.0	60		CMP071/050	B14
									19	124	0.7	75		CMP071/050	B14
									16	145	0.9	90		CMP071/050	B14
									35	71	2.0	40	CM063		B5/B14
									28	83	1.6	50	CM063		B5/B14
									23	95	1.3	60	CM063		B5/B14
									23	108	1.7	60		CMP071/063	B14
									19	130	1.3	75		CMP071/063	B14
									18	115	1.0	80	CM063		B5/B14
									16	142	1.6	90		CMP071/063	B14
									14	131	0.9	100	CM063		B5/B14
						CMP071/050	B14		12	178	1.2	120		CMP071/063	B14
						CMP071/050	B14		9.3	211	0.9	150		CMP071/063	B14
						CMP071/050	B14		7.8	236	0.8	180		CMP071/063	B14
									28	86	2.2	50	CM070		B5
									23	98	1.8	60	CM070		B5
									23	110	2.6	60		CMP071/070	B14
									19	132	1.9	75		CMP071/070	B14
									18	121	1.3	80	CM070		B5
									16	147	2.3	90		CMP071/070	B14
									14	134	1.2	100	CM070		B5
									12	181	1.7	120		CMP071/070	B14
									9.3	211	1.3	150		CMP071/070	B14
									7.8	236	1.1	180		CMP071/070	B14
									5.8	279	0.8	240		CMP071/070	B14
									28	87	2.6	50	CM075		B5
									23	100	2.2	60	CM075		B5
									23	111	3.0	60		CMP071/075	B14
									19	134	2.2	75		CMP071/075	B14
									18	121	1.6	80	CM075		B5
									16	149	2.7	90		CMP071/075	B14
									14	141	1.3	100	CM075		B5
									12	184	2.0	120		CMP071/075	B14
									9.3	215	1.5	150		CMP071/075	B14
									7.8	240	1.3	180		CMP071/075	B14
									5.8	285	0.9	240		CMP071/075	B14
									4.7	319	0.8	300		CMP071/075	B14

CM/CMP









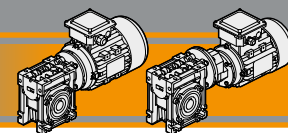
CM/CMP Motoriduttori a vite senza fine

Wormgearmotors

Dati tecnici







Technical data

P_1 [kW]	n_2 [min ⁻¹]	M_2 [Nm]	sf	i				P_1 [kW]	n_2 [min ⁻¹]	M_2 [Nm]	sf	i			
0.37								0.55							
71B4 (1400 min ⁻¹)	18	129	2.5	80	CM090		B5	71B2 (2800 min ⁻¹)	560	8	3.4	5	CM040		B5/B14
	14	151	2.0	100	CM090		B5		373	13	2.5	7.5	CM040		B5/B14
	12	193	3.2	120		CMP071/090	B14		280	16	2.0	10	CM040		B5/B14
	9.3	226	2.4	150		CMP071/090	B14		187	24	1.5	15	CM040		B5/B14
	7.8	263	1.9	180		CMP071/090	B14		140	31	1.0	20	CM040		B5/B14
	5.8	309	1.5	240		CMP071/090	B14		140	32	1.7	20	CM050		B5/B14
	4.7	349	1.2	300		CMP071/090	B14		112	38	1.3	25	CM050		B5/B14
80A6 (900 min ⁻¹)	180	17	5.2	5	CM050		B5/B14		93	44	1.5	30	CM050		B5/B14
	120	25	3.7	7.5	CM050		B5/B14		70	56	1.1	40	CM050		B5/B14
	90	33	2.9	10	CM050		B5/B14		56	67	0.9	50	CM050		B5/B14
	60	47	2.0	15	CM050		B5/B14								
	45	59	1.4	20	CM050		B5/B14		47	83	1.0	60		CMP071/050	B14
	36	71	1.1	25	CM050		B5/B14		37	99	0.8	75		CMP071/050	B14
	30	80	1.2	30	CM050		B5/B14		31	113	0.9	90		CMP071/050	B14
	45	61	2.5	20	CM063		B5/B14		70	57	2.0	40	CM063		B5/B14
	36	74	1.9	25	CM063		B5/B14		56	68	1.5	50	CM063		B5/B14
	30	82	2.3	30	CM063		B5/B14		47	79	1.2	60	CM063		B5/B14
	23	102	1.6	40	CM063		B5/B14		47	86	1.8	60		CMP071/063	B14
	18	120	1.3	50	CM063		B5/B14		37	103	1.3	75		CMP071/063	B14
	15	137	1.0	60	CM063		B5/B14		35	98	0.9	80	CM063		B5/B14
	15	159	1.4	60		CMP080/063	B14		31	116	1.6	90		CMP071/063	B14
	12	188	1.1	75		CMP080/063	B14		23	143	1.1	120		CMP071/063	B14
	10	208	1.4	90		CMP080/063	B14		19	168	0.9	150		CMP071/063	B14
	23	105	2.3	40	CM070		B5/B14		47	81	1.8	60	CM070		B5
	18	124	1.7	50	CM070		B5/B14		47	87	2.6	60		CMP071/070	B14
	15	141	1.5	60	CM070		B5/B14		37	106	1.9	75		CMP071/070	B14
	15	164	2.1	60		CMP080/070	B14		35	101	1.3	80	CM070		B5
	12	193	1.6	75		CMP080/070	B14		31	119	2.3	90		CMP071/070	B14
	11	170	1.1	80	CM070		B5/B14		28	118	1.0	100	CM070		B5
	10	215	1.9	90		CMP080/070	B14		23	148	1.6	120		CMP071/070	B14
	7.5	263	1.4	120		CMP080/070	B14		19	174	1.2	150		CMP071/070	B14
	6.0	306	1.0	150		CMP080/070	B14		16	199	1.1	180		CMP071/070	B14
									12	238	0.8	240		CMP071/070	B14
	18	126	2.1	50	CM075		B5/B14		47	81	2.1	60	CM075		B5
	15	141	1.8	60	CM075		B5/B14		47	87	3.2	60		CMP071/075	B14
	15	164	2.5	60		CMP080/075	B14		37	106	2.3	75		CMP071/075	B14
	12	196	1.9	75		CMP080/075	B14		35	101	1.5	80	CM075		B5
	11	173	1.3	80	CM075		B5/B14		31	121	2.7	90		CMP071/075	B14
	10	215	2.3	90		CMP080/075	B14		28	118	1.2	100	CM075		B5
	9	196	1.0	100	CM075		B5/B14		23	150	1.9	120		CMP071/075	B14
	7.5	268	1.6	120		CMP080/075	B14		19	176	1.5	150		CMP071/075	B14
									16	199	1.3	180		CMP071/075	B14
	11	188	2.0	80	CM090		B5/B14		12	243	0.9	240		CMP071/075	B14
	10	229	3.7	90		CMP080/090	B14								
	9	216	1.6	100	CM090		B5/B14		35	107	2.4	80	CM090		B5
	7.5	282	2.6	120		CMP080/090	B14		28	126	1.8	100	CM090		B5
	6.0	329	2.0	150		CMP080/090	B14		23	157	3.2	120		CMP071/090	B14
	5.0	374	1.5	180		CMP080/090	B14		19	188	2.4	150		CMP071/090	B14
									16	212	2.0	180		CMP071/090	B14
	6.0	346	3.4	150		CMP080/110	B14		12	260	1.4	240		CMP071/090	B14
	5.0	402	2.5	180		CMP080/110	B14		9.3	298	1.1	300		CMP071/090	B14
	3.8	480	1.8	240		CMP080/110	B14								
	3.0	543	1.4	300		CMP080/110	B14								
	3.8	471	2.4	240		CMP080/130	B14								
	3.0	554	1.8	300		CMP080/130	B14								

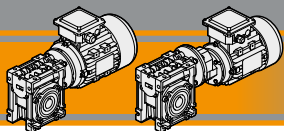


Dati tecnici

Technical data

P_1 [kW]	n_2 [min ⁻¹]	M_2 [Nm]	sf	i				P_1 [kW]	n_2 [min ⁻¹]	M_2 [Nm]	sf	i			
0.55								0.55							
71C4 (1400 min ⁻¹)	280	17	2.5	5	CM040		B5/B14	80A4 (1400 min ⁻¹)	280	17	4.5	5	CM050		B5/B14
	187	24	1.8	7.5	CM040		B5/B14		187	24	3.2	7.5	CM050		B5/B14
	140	32	1.4	10	CM040		B5/B14		140	32	2.6	10	CM050		B5/B14
	93	46	1.0	15	CM040		B5/B14		93	46	1.8	15	CM050		B5/B14
	140	32	2.6	10	CM050		B5/B14		70	59	1.2	20	CM050		B5/B14
	93	46	1.8	15	CM050		B5/B14		56	71	1.0	25	CM050		B5/B14
	70	59	1.2	20	CM050		B5/B14		47	81	1.1	30	CM050		B5/B14
	56	71	1.0	25	CM050		B5/B14		70	61	2.2	20	CM063		B5/B14
	47	81	1.1	30	CM050		B5/B14		56	73	1.8	25	CM063		B5/B14
	35	101	0.8	40	CM050		B5/B14		47	84	2.0	30	CM063		B5/B14
	70	61	2.2	20	CM063		B5/B14		35	105	1.4	40	CM063		B5/B14
	56	73	1.8	25	CM063		B5/B14		28	124	1.1	50	CM063		B5/B14
	47	84	2.0	30	CM063		B5/B14		23	142	0.9	60	CM063		B5/B14
	35	105	1.4	40	CM063		B5/B14		23	161	1.2	60	CM063	CMP080/063	B14
	28	124	1.1	50	CM063		B5/B14		19	193	0.9	75	CM063	CMP080/063	B14
	23	142	0.9	60	CM063		B5/B14		16	212	1.1	90	CM063	CMP080/063	B14
	23	161	1.2	60		CMP071/063	B14		56	75	2.4	25	CM070		B5/B14
	19	193	0.9	75		CMP071/063	B14		35	108	1.9	40	CM070		B5/B14
	16	212	1.1	90		CMP071/063	B14		28	128	1.5	50	CM070		B5/B14
	12	265	0.8	120		CMP071/063	B14		23	146	1.2	60	CM070		B5/B14
	56	75	2.4	25	CM070		B5		23	163	1.7	60		CMP080/070	B14
	35	108	1.9	40	CM070		B5		19	196	1.3	75		CMP080/070	B14
	28	128	1.5	50	CM070		B5		18	180	0.9	80	CM070		B5/B14
	23	146	1.2	60	CM070		B5		16	218	1.6	90		CMP080/070	B14
	23	163	1.7	60		CMP071/070	B14		12	269	1.1	120		CMP080/070	B14
	19	196	1.3	75		CMP071/070	B14		35	110	2.3	40	CM075		B5/B14
	18	180	0.9	80	CM070		B5		28	129	1.8	50	CM075		B5/B14
	16	218	1.6	90		CMP071/070	B14		23	149	1.5	60	CM075		B5/B14
	12	269	1.1	120		CMP071/070	B14		23	165	2.0	60		CMP080/075	B14
	9.3	314	0.9	150		CMP071/070	B14		19	199	1.5	75		CMP080/075	B14
	35	110	2.3	40	CM075		B5		18	180	1.1	80	CM075		B5/B14
	28	129	1.8	50	CM075		B5		16	222	1.8	90		CMP080/075	B14
	23	149	1.5	60	CM075		B5		14	210	0.9	100	CM075		B5/B14
	23	165	2.0	60		CMP071/075	B14		12	274	1.3	120		CMP080/075	B14
	19	199	1.5	75		CMP071/075	B14		9	320	1.0	150		CMP080/075	B14
	18	180	1.1	80	CM075		B5		23	158	2.2	60	CM090		B5/B14
	16	222	1.8	90		CMP071/075	B14		18	192	1.7	80	CM090		B5/B14
	14	210	0.9	100	CM075		B5		16	232	3.0	90		CMP080/090	B14
	12	274	1.3	120		CMP071/075	B14		14	225	1.3	100	CM090		B5/B14
	9.3	320	1.0	150		CMP071/075	B14		12	287	2.2	120		CMP080/090	B14
	7.8	357	0.9	180		CMP071/075	B14		9.3	336	1.6	150		CMP080/090	B14
	18	192	1.7	80	CM090		B5		7.8	390	1.3	180		CMP080/090	B14
	16	232	3.0	90		CMP071/090	B14		3.8	459	1.0	240		CMP080/090	B14
	14	225	1.3	100	CM090		B5		18	204	2.8	80	CM110		B5
	12	287	2.2	120		CMP071/090	B14		14	240	2.2	100	CM110		B5
	9.3	336	1.6	150		CMP071/090	B14		9.3	358	2.8	150		CMP080/110	B14
	7.8	390	1.3	180		CMP071/090	B14		7.8	410	2.2	180		CMP080/110	B14
	5.8	459	1.0	240		CMP071/090	B14		5.8	503	1.5	240		CMP080/110	B14
	4.7	574	1.2	300		CMP071/090	B14		4.7	574	1.2	300		CMP080/110	B14
	7.8	424	2.6	180					7.8	424	2.6	180		CMP080/130	B14
	5.8	512	1.9	240					5.8	512	1.9	240		CMP080/130	B14
	4.7	585	1.5	300					4.7	585	1.5	300		CMP080/130	B14

CM/CMP









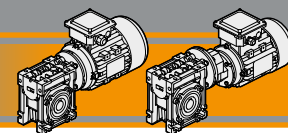
CM/CMP Motoriduttori a vite senza fine

Wormgearmotors

Dati tecnici







Technical data

P_1 [kW]	n_2 [min ⁻¹]	M_2 [Nm]	sf	i				P_1 [kW]	n_2 [min ⁻¹]	M_2 [Nm]	sf	i			
0.55								0.75							
80B6 (900 min ⁻¹)	180	26	3.4	5	CM050		B5/B14	80A2 (2800 min ⁻¹)	560	12	4.6	5	CM050		B5/B14
	120	37	2.5	7.5	CM050		B5/B14		373	17	3.3	7.5	CM050		B5/B14
	90	49	1.9	10	CM050		B5/B14		280	23	2.7	10	CM050		B5/B14
	60	69	1.4	15	CM050		B5/B14		187	33	1.9	15	CM050		B5/B14
	45	88	0.9	20	CM050		B5/B14		140	43	1.3	20	CM050		B5/B14
									112	52	1.0	25	CM050		B5/B14
									93	60	1.1	30	CM050		B5/B14
	60	71	2.5	15	CM063		B5/B14								
	45	91	1.7	20	CM063		B5/B14								
	36	109	1.3	25	CM063		B5/B14		140	43	2.4	20	CM063		B5/B14
	30	123	1.5	30	CM063		B5/B14		112	53	1.8	25	CM063		B5/B14
	23	152	1.1	40	CM063		B5/B14		93	61	2.1	30	CM063		B5/B14
	18	178	0.8	50	CM063		B5/B14		70	78	1.4	40	CM063		B5/B14
	15	237	1.0	60		CMP080/063	B14		56	93	1.1	50	CM063		B5/B14
	12	279	0.8	75		CMP080/063	B14		47	107	0.9	60	CM063		B5/B14
	10	309	0.9	90		CMP080/063	B14								
									47	117	1.3	60		CMP080/063	B14
	45	92	2.5	20	CM070		B5/B14		37	141	1.0	75		CMP080/063	B14
	36	112	1.8	25	CM070		B5/B14		31	158	1.2	90		CMP080/063	B14
	30	126	2.2	30	CM070		B5/B14								
	23	156	1.5	40	CM070		B5/B14		56	96	1.6	50	CM070		B5/B14
	18	184	1.2	50	CM070		B5/B14		47	111	1.3	60	CM070		B5/B14
	15	210	1.0	60	CM070		B5/B14		47	119	1.9	60		CMP080/070	B14
	15	244	1.4	60		CMP080/070	B14		37	145	1.4	75		CMP080/070	B14
	12	287	1.1	75		CMP080/070	B14		35	139	0.9	80	CM070		B5/B14
	10	319	1.3	90		CMP080/070	B14		31	162	1.7	90		CMP080/070	B14
	7.5	391	0.9	120		CMP080/070	B14		23	202	1.2	120		CMP080/070	B14
	36	112	2.2	25	CM075		B5/B14		70	80	2.5	40	CM075		B5/B14
	30	128	2.6	30	CM075		B5/B14		56	96	1.9	50	CM075		B5/B14
	23	159	1.8	40	CM075		B5/B14		47	111	1.5	60	CM075		B5/B14
	18	187	1.4	50	CM075		B5/B14		47	119	2.3	60		CMP080/075	B14
	15	214	1.2	60	CM075		B5/B14		37	145	1.7	75		CMP080/075	B14
	15	244	1.7	60		CMP080/075	B14		35	139	1.1	80	CM075		B5/B14
	12	292	1.3	75		CMP080/075	B14		31	165	2.0	90		CMP080/075	B14
	11	257	0.9	80	CM075		B5/B14		28	161	0.9	100	CM075		B5/B14
	10	319	1.6	90		CMP080/075	B14		23	205	1.4	120		CMP080/075	B14
	7.5	398	1.1	120		CMP080/075	B14		19	241	1.1	150		CMP080/075	B14
	6.0	463	0.8	150		CMP080/075	B14								
	15	228	1.8	60	CM090		B5/B14		47	115	2.4	60	CM090		B5/B14
	15	254	2.8	60		CMP080/090	B14		35	145	1.8	80	CM090		B5/B14
	12	305	2.1	75		CMP080/090	B14		31	171	3.3	90		CMP080/090	B14
	11	280	1.4	80	CM090		B5/B14		28	171	1.3	100	CM090		B5/B14
	10	340	2.5	90		CMP080/090	B14		23	214	2.3	120		CMP080/090	B5/B14
	9	321	1.1	100	CM090		B5/B14		19	256	1.7	150		CMP080/090	B14
	7.5	419	1.8	120		CMP080/090	B14		16	289	1.4	180		CMP080/090	B14
	6.0	489	1.3	150		CMP080/090	B14		12	355	1.1	240		CMP080/090	B14
	5.0	556	1.0	180		CMP080/090	B14								
	3.8	645	0.8	240		CMP080/090	B14		28	179	2.2	100	CM110		B5
									19	271	3.0	150		CMP080/110	B14
									16	307	2.4	180		CMP080/110	B14
	11	294	2.2	80	CM110		B5		12	379	1.7	240		CMP080/110	B14
	9	344	1.7	100	CM110		B5		9.3	444	1.3	300		CMP080/110	B14
	7.5	439	3.0	120		CMP080/110	B14								
	6.0	515	2.3	150		CMP080/110	B14		16	316	2.9	180		CMP080/130	B14
	5.0	597	1.7	180		CMP080/110	B14		12	385	2.2	240		CMP080/130	B14
	3.8	714	1.2	240		CMP080/110	B14		9.3	444	1.7	300		CMP080/130	B14
	3.0	806	1.0	300		CMP080/110	B14								
	5.0	587	2.2	180		CMP080/130	B14								
	3.8	700	1.6	240		CMP080/130	B14								
	3.0	824	1.2	300		CMP080/130	B14								



Dati tecnici

Technical data

P_1 [kW]	n_2 [min ⁻¹]	M_2 [Nm]	sf	i				P_1 [kW]	n_2 [min ⁻¹]	M_2 [Nm]	sf	i			
0.75								0.75							
80B4 (1400 min ⁻¹)	280	23	3.3	5	CM050		B5/B14	80B4 (1400 min ⁻¹)	7.8	560	1.6	180		CMP080/110	B14
	187	33	2.4	7.5	CM050		B5/B14		5.8	686	1.1	240		CMP080/110	B14
	140	43	1.9	10	CM050		B5/B14		4.7	782	0.9	300		CMP080/110	B14
	93	63	1.3	15	CM050		B5/B14								
	70	81	0.9	20	CM050		B5/B14		14	327	2.2	100	CM130		B5
	56	97	0.7	25	CM050		B5/B14		9.3	504	2.4	150		CMP080/130	B14
	47	111	0.8	30	CM050		B5/B14		7.8	578	1.9	180		CMP080/130	B14
									5.8	698	1.4	240		CMP080/130	B14
									4.7	797	1.1	300		CMP080/130	B14
	93	64	2.4	15	CM063		B5/B14								
	70	83	1.6	20	CM063		B5/B14								
	56	100	1.4	25	CM063		B5/B14								
	47	115	1.4	30	CM063		B5/B14								
	35	143	1.0	40	CM063		B5/B14								
	28	169	0.8	50	CM063		B5/B14								
	23	220	0.9	60		CMP080/063	B14								
	19	263	0.7	75		CMP080/063	B14								
	16	289	0.8	90		CMP080/063	B14								
									90S6 (900 min ⁻¹)	180	35	4.6	5	CM063	B5/B14
										120	51	3.3	7.5	CM063	B5/B14
										90	67	2.6	10	CM063	B5/B14
										60	97	1.8	15	CM063	B5/B14
										45	124	1.2	20	CM063	B5/B14
										36	149	0.9	25	CM063	B5/B14
										30	167	1.1	30	CM063	B5/B14
										45	127	1.8	20	CM070	B5/B14
										36	153	1.3	25	CM070	B5/B14
										30	174	1.6	30	CM070	B5/B14
										23	216	1.1	40	CM070	B5/B14
										15	332	1.0	60		
										12	392	0.8	75		
										10	435	1.0	90	CMP090/070	B5/B14
										8	533	0.7	120	CMP090/070	B5/B14
										60	98	2.6	15	CM075	B5/B14
										45	127	2.2	20	CM075	B5/B14
										36	153	1.6	25	CM075	B5/B14
										30	174	1.9	30	CM075	B5/B14
										23	216	1.3	40	CM075	B5/B14
										18	251	0.9	50	CM075	B5/B14
										15	332	1.2	60		
										12	398	0.9	75		
										10	435	1.1	90	CMP090/075	B5/B14
										8	543	0.8	120	CMP090/075	B5/B14
										23	229	2.2	40	CM090	B5/B14
										18	271	1.6	50	CM090	B5/B14
										15	310	1.4	60	CM090	B5/B14
										11	376	1.0	80	CM090	B5/B14
										15	346	2.1	60		
										12	415	1.5	75		
										10	463	1.8	90	CMP090/090	B5/B14
										8	571	1.3	120	CMP090/090	B5/B14
										6	667	1.0	150	CMP090/090	B5/B14
										5	758	0.8	180	CMP090/090	B5/B14
										18	283	2.8	50	CM110	B5/B14
										15	325	2.3	60	CM110	B5/B14
										15	360	3.4	60		
										12	433	2.7	75	CMP090/110	B5/B14
										11	401	1.6	80	CM110	B5/B14
										10	470	3.0	90	CM110	B5/B14
										9	470	1.3	100	CM110	B5/B14
										8	599	2.2	120		
										6	702	1.7	150	CMP090/110	B5/B14
										5	814	1.3	180	CMP090/110	B5/B14
										4	973	0.9	240	CMP090/110	B5/B14
										3	1100	0.7	300	CMP090/110	B5/B14

CM/CMP









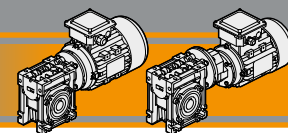
CM/CMP Motoriduttori a vite senza fine

Wormgearmotors

Dati tecnici







Technical data

P_1 [kW]	n_2 [min ⁻¹]	M_2 [Nm]	sf	i				P_1 [kW]	n_2 [min ⁻¹]	M_2 [Nm]	sf	i			
0.75								1.1							
90S6 (900 min ⁻¹)	6	714	2.1	150		CMP090/130	B5/B14	80C4 (1400 min ⁻¹)	280	33	2.2	5	CM050		B5/B14
	5	800	1.7	180		CMP090/130	B5/B14		187	49	1.6	7.5	CM050		B5/B14
	4	955	1.3	240		CMP090/130	B5/B14		140	64	1.3	10	CM050		B5/B14
	3	1123	1.0	300		CMP090/130	B5/B14		93	92	0.9	15	CM050		B5/B14
1.1								1.1							
80B2 (2800 min ⁻¹)	560	17	3.2	5	CM050		B5/B14		280	34	4.0	5	CM063		B5/B14
	373	25	2.3	7.5	CM050		B5/B14		187	50	2.9	7.5	CM063		B5/B14
	280	33	1.8	10	CM050		B5/B14		140	65	2.3	10	CM063		B5/B14
	187	48	1.3	15	CM050		B5/B14		93	95	1.6	15	CM063		B5/B14
	140	63	0.9	20	CM050		B5/B14		70	122	1.1	20	CM063		B5/B14
	187	48	2.4	15	CM063		B5/B14		56	146	0.9	25	CM063		B5/B14
	140	63	1.6	20	CM063		B5/B14		47	169	1.0	30	CM063		B5/B14
	112	78	1.2	25	CM063		B5/B14		93	95	2.3	15	CM070		B5/B14
	93	89	1.4	30	CM063		B5/B14		70	125	1.6	20	CM070		B5/B14
	70	114	1.0	40	CM063		B5/B14		56	150	1.2	25	CM070		B5/B14
	47	172	0.9	60		CMP080/063	B14		47	173	1.4	30	CM070		B5/B14
	37	207	0.7	75		CMP080/063	B14		35	219	1.0	40	CM070		B5/B14
	31	232	0.8	90		CMP080/063	B14		23	326	0.9	60		CMP080/070	B14
									16	437	0.8	90		CMP080/070	B14
	112	79	1.7	25	CM070		B5/B14		70	125	1.9	20	CM075		B5/B14
	70	117	1.4	40	CM070		B5/B14		56	150	1.5	25	CM075		B5/B14
	56	141	1.1	50	CM070		B5/B14		47	173	1.7	30	CM075		B5/B14
	47	162	0.9	60	CM070		B5/B14		35	219	1.1	40	CM075		B5/B14
	47	174	1.3	60		CMP080/070	B14		28	259	0.9	50	CM075		B5/B14
	37	212	1.0	75		CMP080/070	B14		23	331	1.0	60		CMP080/075	B14
	31	238	1.2	90		CMP080/070	B14		19	397	0.8	75		CMP080/075	B14
	23	296	0.8	120		CMP080/070	B14		16	443	0.9	90		CMP080/075	B14
	93	91	2.4	30	CM075		B5/B14		35	228	1.9	40	CM090		B5/B14
	70	117	1.7	40	CM075		B5/B14		28	270	1.4	50	CM090		B5/B14
	56	141	1.3	50	CM075		B5/B14		23	311	1.1	60	CM090		B5/B14
	47	162	1.1	60	CM075		B5/B14		23	344	1.7	60		CMP080/090	B14
	47	174	1.6	60		CMP080/075	B14		19	414	1.2	75		CMP080/090	B14
	37	212	1.1	75		CMP080/075	B14		18	384	0.8	80	CM090		B5/B14
	31	242	1.4	90		CMP080/075	B14		16	463	1.5	90		CMP080/090	B14
	23	300	1.0	120		CMP080/075	B14		12	574	1.1	120		CMP080/090	B14
									9.3	673	0.8	150		CMP080/090	B14
	56	146	2.1	50	CM090		B5/B14		28	285	2.5	50	CM110		B5
	47	169	1.6	60	CM090		B5/B14		23	329	1.9	60	CM110		B5
	47	181	2.6	60		CMP080/090	B14		23	353	2.7	60		CMP080/110	B14
	37	221	1.9	75		CMP080/090	B14		19	430	2.1	75		CMP080/110	B14
	35	213	1.2	80	CM090		B5/B14		18	408	1.4	80	CM110		B5
	31	251	2.3	90		CMP080/090	B14		16	477	2.4	90		CMP080/110	B14
	28	251	0.9	100	CM090		B5/B14		14	480	1.1	100	CM110		B5
	23	313	1.6	120		CMP080/090	B14		12	609	1.8	120		CMP080/110	B14
	19	375	1.2	150		CMP080/090	B14		9.3	717	1.4	150		CMP080/110	B14
	16	424	1.0	180		CMP080/090	B14		7.8	821	1.1	180		CMP080/110	B14
									6.0	1006	0.8	240		CMP080/110	B14
	35	219	2.0	80	CM110		B5								
	28	263	1.5	100	CM110		B5		23	324	3.0	60	CM130		B5
	23	335	2.6	120		CMP080/110	B14		18	414	2.0	80	CM130		B5
	19	397	2.0	150		CMP080/110	B14		16	477	3.1	90		CMP080/130	B14
	16	450	1.6	180		CMP080/110	B14		14	480	1.5	100	CM130		B5
	12	556	1.2	240		CMP080/110	B14		12	600	2.3	120		CMP080/130	B14
	9.3	651	0.9	300		CMP080/110	B14		9.3	739	1.7	150		CMP080/130	B14
									7.8	847	1.3	180		CMP080/130	B14
	19	403	2.5	150		CMP080/130	B14		5.8	1024	0.9	240		CMP080/130	B14
	16	463	2.0	180		CMP080/130	B14								
	12	565	1.5	240		CMP080/130	B14								
	9.3	651	1.2	300		CMP080/130	B14								

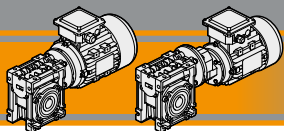


Dati tecnici

Technical data

P_1 [kW]	n_2 [min ⁻¹]	M_2 [Nm]	sf	i				P_1 [kW]	n_2 [min ⁻¹]	M_2 [Nm]	sf	i				
1.1								1.1								
90S4 (1400 min ⁻¹)	280	34	4.0	5	CM063			90L6 (900 min ⁻¹)	180	52	3.1	5	CM063			B5/B14
	187	50	2.9	7.5	CM063				120	75	2.2	7.5	CM063			B5/B14
	140	65	2.3	10	CM063				90	98	1.8	10	CM063			B5/B14
	93	95	1.6	15	CM063				60	142	1.3	15	CM063			B5/B14
	70	122	1.1	20	CM063				45	182	0.8	20	CM063			B5/B14
	56	146	0.9	25	CM063											
	47	169	1.0	30	CM063				120	76	3.1	7.5	CM070			B5/B14
									90	99	2.5	10	CM070			B5/B14
	140	65	3.3	10	CM070				60	145	1.8	15	CM070			B5/B14
	93	95	2.3	15	CM070				45	187	1.2	20	CM070			B5/B14
	70	125	1.6	20	CM070				36	225	0.9	25	CM070			B5/B14
	56	150	1.2	25	CM070				30	256	1.1	30	CM070			B5/B14
	47	173	1.4	30	CM070				23	239	0.8	40	CM070			B5/B14
	35	219	1.0	40	CM070				15	487	0.7	60	CM070			B5/B14
	23	326	0.9	60		CMP090/070			10	638	0.7	90		CMP090/070		B5/B14
	19	392	0.7	75		CMP090/070										
	16	437	0.8	90		CMP090/070			60	145	2.2	15	CM075			B5/B14
									45	187	1.5	20	CM075			B5/B14
	93	95	2.8	15	CM075				36	225	1.1	25	CM075			B5/B14
	70	125	1.9	20	CM075				30	256	1.3	30	CM075			B5/B14
	56	150	1.5	25	CM075				23	317	0.9	40	CM075			B5/B14
	47	173	1.7	30	CM075				15	487	0.8	60		CMP090/075		B5/B14
	35	219	1.1	40	CM075				12	583	0.7	75		CMP090/075		B5/B14
	28	259	0.9	50	CM075				10	638	0.8	90		CMP090/075		B5/B14
	23	331	1.0	60		CMP090/075										
	19	397	0.8	75		CMP090/075			45	191	2.5	20	CM090			B5/B14
	16	443	0.9	90		CMP090/075			36	233	1.8	25	CM090			B5/B14
									30	266	2.1	30	CM090			B5/B14
	56	156	2.4	25	CM090				23	336	1.5	40	CM090			B5/B14
	47	178	2.7	30	CM090				18	397	1.1	50	CM090			B5/B14
	35	228	1.9	40	CM090				15	455	0.9	60	CM090			B5/B14
	28	270	1.4	50	CM090				15	508	1.4	60		CMP090/090		B5/B14
	23	311	1.1	60	CM090				12	609	1.0	75		CMP090/090		B5/B14
	23	344	1.7	60		CMP090/090			10	679	1.3	90		CMP090/090		B5/B14
	19	414	1.2	75		CMP090/090			8	837	0.9	120		CMP090/090		B5/B14
	18	384	0.8	80	CM090											
	16	463	1.5	90		CMP090/090			18	414	1.9	50	CM110			B5/B14
	12	574	1.1	120		CMP090/090			15	476	1.5	60	CM110			B5/B14
	9	673	0.8	150		CMP090/090			15	528	2.3	60		CMP090/110		B5/B14
									12	635	1.8	75		CMP090/110		B5/B14
	35	237	3.2	40	CM110				11	588	1.1	80	CM110			B5/B14
	28	285	2.5	50	CM110				10	690	2.0	90		CMP090/110		B5/B14
	23	329	1.9	60	CM110				9	689	0.9	100	CM110			B5/B14
	23	353	2.7	60		CMP090/110			8	878	1.5	120		CMP090/110		B5/B14
	19	430	2.1	75		CMP090/110			6	1029	1.1	150		CMP090/110		B5/B14
	18	408	1.4	80	CM110				5	1194	0.9	180		CMP090/110		B5/B14
	16	477	2.4	90		CMP090/110										
	14	480	1.1	100	CM110				15	490	2.0	60	CM130			B5
	12	609	1.8	120		CMP090/110			11	598	1.5	80	CM130			B5
	9	717	1.4	150		CMP090/110			9	689	1.1	100	CM130			B5
	8	821	1.1	180		CMP090/110			8	865	1.9	120		CMP090/130		B5/B14
	6	1006	0.8	240		CMP090/110			6	1047	1.4	150		CMP090/130		B5/B14
									5	1174	1.2	180		CMP090/130		B5/B14
	18	414	2.0	80	CM130				4	1400	0.9	240		CMP090/130		B5/B14
	14	480	1.5	100	CM130											
	12	600	2.1	120		CMP090/130										
	9	739	1.7	150		CMP090/130										
	8	847	1.3	180		CMP090/130										
	6	1024	1.0	240		CMP090/130										
	5	1169	0.7	300		CMP090/130										

CM/CMP









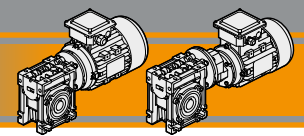
CM/CMP Motoriduttori a vite senza fine

Wormgearmotors

Dati tecnici







Technical data

P_1 [kW]	n_2 [min ⁻¹]	M_2 [Nm]	sf	i				P_1 [kW]	n_2 [min ⁻¹]	M_2 [Nm]	sf	i			
1.5								1.5							
90S2 (2800 min ⁻¹)	560	23	4.2	5	CM063		B5/B14	90L4 (1400 min ⁻¹)	140	89	2.4	10	CM070		B5/B14
	373	35	3.0	7.5	CM063		B5/B14		93	129	1.7	15	CM070		B5/B14
	280	45	2.4	10	CM063		B5/B14		70	170	1.2	20	CM070		B5/B14
	187	66	1.7	15	CM063		B5/B14		56	205	0.9	25	CM070		B5/B14
	140	86	1.2	20	CM063		B5/B14		47	236	1.0	30	CM070		B5/B14
	112	106	0.9	25	CM063		B5/B14		93	129	2.1	15	CM075		B5/B14
	93	121	1.0	30	CM063		B5/B14		70	170	1.4	20	CM075		B5/B14
	187	67	2.5	15	CM070		B5/B14		56	205	1.1	25	CM075		B5/B14
	140	87	1.8	20	CM070		B5/B14		47	236	1.2	30	CM075		B5/B14
	112	107	1.3	25	CM070		B5/B14		35	299	0.8	40	CM075		B5/B14
	93	124	1.5	30	CM070		B5/B14		70	172	2.4	20	CM090		B5/B14
	70	160	1.1	40	CM070		B5/B14		56	212	1.7	25	CM090		B5/B14
	56	189	0.8	50	CM070		B5/B14		47	243	2.0	30	CM090		B5/B14
	47	238	1.0	60		CMP090/070	B5/B14		35	311	1.4	40	CM090		B5/B14
	37	290	0.7	75		CMP090/070	B5/B14		28	368	1.0	50	CM090		B5/B14
	31	325	0.8	90		CMP090/070	B5/B14		23	424	0.8	60	CM090		B5/B14
	140	87	2.1	20	CM075		B5/B14		23	469	1.2	60		CMP090/090	B5/B14
	112	107	1.5	25	CM075		B5/B14		19	564	0.9	75		CMP090/090	B5/B14
	93	124	1.8	30	CM075		B5/B14		16	632	1.1	90		CMP090/090	B5/B14
	70	160	1.2	40	CM075		B5/B14		12	782	0.8	120		CMP090/090	B5/B14
	56	192	0.9	50	CM075		B5/B14		35	323	2.4	40	CM110		B5/B14
	47	238	1.2	60		CMP090/075	B5/B14		28	389	1.8	50	CM110		B5/B14
	37	290	0.8	75		CMP090/075	B5/B14		23	448	1.4	60	CM110		B5/B14
	31	329	1.0	90		CMP090/075	B5/B14		23	481	2.0	60		CMP090/110	B5/B14
	70	164	2.1	40	CM090		B5/B14		19	587	1.5	75		CMP090/110	B5/B14
	56	200	1.5	50	CM090		B5/B14		18	557	1.0	80	CM110		B5/B14
	47	230	1.2	60	CM090		B5/B14		14	655	0.8	100	CM110		B5/B14
	47	247	1.9	60		CMP090/090	B5/B14		16	650	1.8	90		CMP090/110	B5/B14
	37	301	1.4	75		CMP090/090	B5/B14		12	830	1.3	120		CMP090/110	B5/B14
	35	287	0.9	80	CM090		B5/B14		9	978	1.0	150		CMP090/110	B5/B14
	31	343	1.7	90		CMP090/090	B5/B14		8	1119	0.8	180		CMP090/110	B5/B14
	23	427	1.2	120		CMP090/090	B5/B14		28	389	2.5	50	CM130		B5
	19	511	0.9	150		CMP090/090	B5/B14		23	448	2.0	60	CM130		B5
	56	202	2.7	50	CM110		B5/B14		19	579	2.1	75		CMP090/130	B5/B14
	47	236	2.1	60	CM110		B5/B14		18	565	1.5	80	CM130		B5
	37	308	2.5	75		CMP090/110	B5/B14		16	650	2.2	90		CMP090/130	B5/B14
	35	299	1.4	80	CM110		B5/B14		14	655	1.1	100	CM130		B5
	31	347	2.8	90		CMP090/110	B5/B14		12	818	1.5	120		CMP090/130	B5/B14
	28	358	1.1	100	CM110		B5/B14		9	1008	1.2	150		CMP090/130	B5/B14
	23	457	1.9	120		CMP090/110	B5/B14		8	1155	0.9	180		CMP090/130	B5/B14
	19	541	1.5	150		CMP090/110	B5/B14		6	1396	0.7	240		CMP090/130	B5/B14
	16	614	1.2	180		CMP090/110	B5/B14								
	12	758	0.9	240		CMP090/110	B5/B14								
	47	236	2.7	60	CM130		B5								
	35	295	2.0	80	CM130		B5								
	28	358	1.5	100	CM130		B5								
	23	445	2.5	120		CMP090/130	B5/B14		120	104	2.7	7.5	CM075		B5/B14
	19	549	1.9	150		CMP090/130	B5/B14		90	135	2.2	10	CM075		B5/B14
	16	632	1.5	180		CMP090/130	B5/B14		60	198	1.6	15	CM075		B5/B14
	12	770	1.1	240		CMP090/130	B5/B14		45	251	1.2	20	CM075		B5/B14
	9	887	0.9	300		CMP090/130	B5/B14		36	306	0.8	25	CM075		B5/B14
									30	349	0.9	30	CM075		B5/B14
90L4 (1400 min ⁻¹)	280	46	2.9	5	CM063		B5/B14								
	187	68	2.1	7.5	CM063		B5/B14								
	140	88	1.7	10	CM063		B5/B14								
	93	129	1.2	15	CM063		B5/B14								
	70	166	0.8	20	CM063		B5/B14								

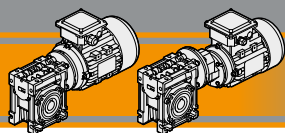


Dati tecnici

Technical data

P_1 [kW]	n_2 [min ⁻¹]	M_2 [Nm]	sf	i				P_1 [kW]	n_2 [min ⁻¹]	M_2 [Nm]	sf	i					
1.5								2.2									
100LA6 (900 min ⁻¹)	60	201	2.6	15	CM090			90L2 (2800 min ⁻¹)	47	347	1.8	60	CM130		B5		
	45	261	1.8	20	CM090				35	432	1.3	80	CM130		B5		
	36	318	1.3	25	CM090				28	525	1.0	100	CM130		B5		
	30	363	1.6	30	CM090				23	653	1.7	120		CMP090/130	B5/B14		
	23	452	1.1	40	CM090				19	805	1.3	150		CMP090/130	B5/B14		
									16	927	1.0	180		CMP090/130	B5/B14		
	45	267	3.1	20	CM110			12	1129	0.8	240		CMP090/130	B5/B14			
	36	326	2.4	25	CM110			100LA4 (1400 min ⁻¹)	187	100	2.0	7.5	CM070		B5/B14		
	30	372	2.6	30	CM110				140	131	1.7	10	CM070		B5/B14		
	23	478	1.8	40	CM110				93	189	1.2	15	CM070		B5/B14		
	18	565	1.4	50	CM110				70	249	0.8	20	CM070		B5/B14		
	15	649	1.1	60	CM110				187	100	2.4	7.5	CM075		B5/B14		
	23	471	2.3	40	CM130		B5		140	131	2.0	10	CM075		B5/B14		
	18	581	1.8	50	CM130		B5		93	189	1.4	15	CM075		B5/B14		
	15	669	1.5	60	CM130		B5		70	249	1.0	20	CM075		B5/B14		
	11	815	1.1	80	CM130		B5		56	300	0.8	25	CM075		B5/B14		
	9	939	0.8	100	CM130		B5		47	347	1.0	30	CM075		B5/B14		
	2.2	90L2 (2800 min ⁻¹)	373	51	2.0	7.5	CM063			140	132	2.8	10	CM090		B5/B14	
280			66	1.7	10	CM063			93	194	2.2	15	CM090		B5/B14		
187			97	1.2	15	CM063		70	252	1.6	20	CM090		B5/B14			
140			126	0.8	20	CM063		56	311	1.2	25	CM090		B5/B14			
187		98	187	98	1.7	15	CM070		47	356	1.4	30	CM090		B5/B14		
			140	128	1.2	20	CM070		35	456	1.0	40	CM090		B5/B14		
			112	158	0.9	25	CM070		70	255	2.9	20	CM110		B5/B14		
			93	182	1.0	30	CM070		56	315	2.1	25	CM110		B5/B14		
		140	128	140	128	1.4	20	CM075		47	360	2.2	30	CM110		B5/B14	
				112	158	1.0	25	CM075		35	474	1.6	40	CM110		B5/B14	
				93	182	1.2	30	CM075		28	570	1.2	50	CM110		B5/B14	
				70	234	0.8	40	CM075		23	657	1.0	60	CM110		B5/B14	
		140	129	140	129	2.4	20	CM090		35	456	2.3	40	CM130		B5	
				112	159	1.8	25	CM090		28	563	1.7	50	CM130		B5	
				93	187	2.1	30	CM090		23	657	1.4	60	CM130		B5	
				70	240	1.4	40	CM090		18	828	1.0	80	CM130		B5	
56			293	56	293	1.0	50	CM090		14	960	0.8	100	CM130		B5	
				47	338	0.8	60	CM090		112M6 (900 min ⁻¹)	120	154	2.7	7.5	CM090		B5/B14
				47	362	1.3	60	CM090	CMP090/090		90	203	2.2	10	CM090		B5/B14
				37	441	1.0	75	CM090	CMP090/090		60	294	1.7	15	CM090		B5/B14
31			503	1.1	90	CM090	CMP090/090	45	383		1.2	20	CM090		B5/B14		
23			627	0.8	120	CM090	CMP090/090	36	467		0.9	25	CM090		B5/B14		
70			243	70	243	2.4	40	CM110			30	532	1.1	30	CM090		B5/B14
				56	296	1.8	50	CM110			23	663	0.8	40	CM090		B5/B14
		47		347	1.4	60	CM110		45		388	2.1	20	CM110		B5/B14	
		47		371	2.2	60	CM110	CMP090/110	36		479	1.6	25	CM110		B5/B14	
		37	452	37	452	1.7	75	CM110	CMP090/110		30	546	1.8	30	CM110		B5/B14
				35	438	1.0	80	CM110	CMP090/110		23	700	1.3	40	CM110		B5/B14
				31	510	1.9	90	CM110	CMP090/110		18	829	1.0	50	CM110		B5/B14
				23	671	1.3	120	CM110	CMP090/110	23	691	1.6	40	CM130		B5	
		19	794	19	794	1.0	150	CM110	CMP090/110	18	852	1.2	50	CM130		B5	
				16	900	0.8	180	CM110	CMP090/110	15	980	1.0	60	CM130		B5	

CM/CMP









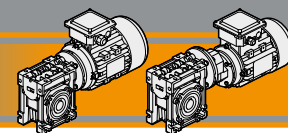
CM/CMP

Motoriduttori a vite senza fine Wormgearmotors

Dati tecnici







Technical data

P_1 [kW]	n_2 [min ⁻¹]	M_2 [Nm]	sf	i				P_1 [kW]	n_2 [min ⁻¹]	M_2 [Nm]	sf	i				
3.0								3.0								
100LA2 (2800 min ⁻¹)	280	91	1.7	10	CM070		B5/B14	132S6 (900 min ⁻¹)	120	210	3.5	7.5	CM110		B5/B14	
	187	134	1.2	15	CM070		B5/B14		90	277	2.9	10	CM110		B5/B14	
	140	174	0.9	20	CM070		B5/B14		60	401	2.2	15	CM110		B5/B14	
	93	246	0.8	30	CM070		B5/B14		45	528	1.5	20	CM110		B5/B14	
									36	653	1.2	25	CM110		B5/B14	
									30	735	1.3	30	CM110		B5/B14	
	373	69	2.5	7.5	CM075		B5/B14		45	522	2.0	20	CM130		B5/B14	
	280	91	2.1	10	CM075		B5/B14		36	645	1.6	25	CM130		B5/B14	
	187	134	1.5	15	CM075		B5/B14		30	735	1.6	30	CM130		B5/B14	
	140	174	1.1	20	CM075		B5/B14		23	942	1.2	40	CM130		B5/B14	
	112	215	0.8	25	CM075		B5/B14									
	93	249	0.9	30	CM075		B5/B14									
	187	135	2.4	15	CM090		B5/B14		4.0							
	140	176	1.8	20	CM090		B5/B14		112M2 (2800 min ⁻¹)	373	92	1.5	7.5	CM070		B5/B14
112	217	1.3	25	CM090		B5/B14	280	121		1.3	10	CM070		B5/B14		
93	255	1.5	30	CM090		B5/B14	187	178		0.9	15	CM070		B5/B14		
70	327	1.0	40	CM090		B5/B14										
112	220	2.3	25	CM110		B5/B14	373	92		1.9	7.5	CM075		B5/B14		
93	252	2.5	30	CM110		B5/B14	280	121		1.5	10	CM075		B5/B14		
70	332	1.8	40	CM110		B5/B14	187	178		1.1	15	CM075		B5/B14		
56	404	1.3	50	CM110		B5/B14	140	232		0.8	20	CM075		B5/B14		
47	473	1.0	60	CM110		B5/B14										
56	404	1.7	50	CM130		B5	280	123		2.3	10	CM090		B5/B14		
47	473	1.3	60	CM130		B5	187	180		1.8	15	CM090		B5/B14		
35	589	0.9	80	CM130		B5	140	235		1.3	20	CM090		B5/B14		
							93	336		1.1	30	CM090		B5/B14		
							70	437		0.8	40	CM090		B5/B14		
100LB4 (1400 min ⁻¹)	187	137	1.5	7.5	CM070		B5/B14	112M4 (1400 min ⁻¹)	187	182	1.1	7.5	CM070		B5/B14	
	140	178	1.2	10	CM070		B5/B14		140	237	0.9	10	CM070		B5/B14	
	93	258	0.9	15	CM070		B5/B14									
	187	137	1.7	7.5	CM075		B5/B14		187	182	1.3	7.5	CM075		B5/B14	
	140	178	1.4	10	CM075		B5/B14		140	237	1.1	10	CM075		B5/B14	
	93	258	1.0	15	CM075		B5/B14		93	344	0.8	15	CM075		B5/B14	
	187	138	2.5	7.5	CM090		B5/B14									
	140	180	2.1	10	CM090		B5/B14		187	184	1.9	7.5	CM090		B5/B14	
	93	264	1.6	15	CM090		B5/B14		140	240	1.6	10	CM090		B5/B14	
	70	344	1.2	20	CM090		B5/B14		93	352	1.2	15	CM090		B5/B14	
	56	425	0.9	25	CM090		B5/B14		70	458	0.9	20	CM090		B5/B14	
	47	485	1.0	30	CM090		B5/B14		47	655	0.8	30	CM090		B5/B14	
	35	622	0.8	40	CM090		B5/B14									
	93	264	2.7	15	CM110		B5/B14		140	240	2.8	10	CM110		B5/B14	
70	348	2.1	20	CM110		B5/B14	93	352	2.1	15	CM110		B5/B14			
56	430	1.6	25	CM110		B5/B14	70	464	1.6	20	CM110		B5/B14			
47	491	1.6	30	CM110		B5/B14	56	573	1.2	25	CM110		B5/B14			
35	647	1.2	40	CM110		B5/B14	47	655	1.2	30	CM110		B5/B14			
28	778	0.9	50	CM110		B5/B14	35	862	0.9	40	CM110		B5/B14			
47	485	2.2	30	CM130		B5										
35	622	1.7	40	CM130		B5	70	458	2.0	20	CM130		B5			
28	767	1.3	50	CM130		B5	56	566	1.6	25	CM130		B5			
23	896	1.0	60	CM130		B5	47	647	1.6	30	CM130		B5			
							35	829	1.3	40	CM130		B5			
							28	1023	0.9	50	CM130		B5			



Dati tecnici

Technical data

P_1 [kW]	n_2 [min ⁻¹]	M_2 [Nm]	sf	i				P_1 [kW]	n_2 [min ⁻¹]	M_2 [Nm]	sf	i				
4.0								7.5								
132L6 (900 min ⁻¹)	120	280	2.6	7.5	CM110			132SB2 (2800 min ⁻¹)	373	173	2.5	7.5	CM110			B5/B14
	90	369	2.2	10	CM110				280	228	2.2	10	CM110			B5/B14
	60	535	1.6	15	CM110				187	338	1.6	15	CM110			B5/B14
	45	705	1.1	20	CM110				140	445	1.2	20	CM110			B5/B14
	36	870	0.9	25	CM110				112	550	0.9	25	CM110			B5/B14
	30	980	1.0	30	CM110				93	629	1.0	30	CM110			B5/B14
	45	696	1.5	20	CM130				187	338	2.1	15	CM130			B5/B14
	36	860	1.2	25	CM130				140	445	1.5	20	CM130			B5/B14
	30	980	1.2	30	CM130				112	550	1.2	25	CM130			B5/B14
	70	819	0.9	40	CM130				93	629	1.3	30	CM130			B5/B14
70	819	0.9	40	CM130			70	819	0.9	40	CM130			B5/B14		
5.5																
132SA2 (2800 min ⁻¹)	373	127	3.5	7.5	CM110			132MA4 (1400 min ⁻¹)	187	341	1.8	7.5	CM110			B5/B14
	280	167	2.9	10	CM110				140	450	1.5	10	CM110			B5/B14
	187	248	2.2	15	CM110				93	660	1.1	15	CM110			B5/B14
	140	326	1.6	20	CM110				70	870	0.9	20	CM110			B5/B14
	112	403	1.3	25	CM110				187	341	2.2	7.5	CM130			B5/B14
	93	461	1.4	30	CM110				140	450	1.8	10	CM130			B5/B14
	140	326	2.1	20	CM130				93	660	1.4	15	CM130			B5/B14
	112	403	1.6	25	CM130				70	860	1.1	20	CM130			B5/B14
	93	461	1.7	30	CM130				56	1062	0.9	25	CM130			B5/B14
	70	600	1.3	40	CM130				47	1213	0.9	30	CM130			B5/B14
132S4 (1400 min ⁻¹)	187	250	2.4	7.5	CM110											
	140	330	2.0	10	CM110											
	93	484	1.5	15	CM110											
	70	638	1.2	20	CM110											
	56	788	0.9	25	CM110											
	47	912	0.9	30	CM110											
	187	250	3.0	7.5	CM130											
	140	330	2.5	10	CM130											
	93	484	1.9	15	CM130											
	70	630	1.4	20	CM130											
	56	778	1.2	25	CM130											
	47	889	1.2	30	CM130											
	35	1141	0.9	40	CM130											

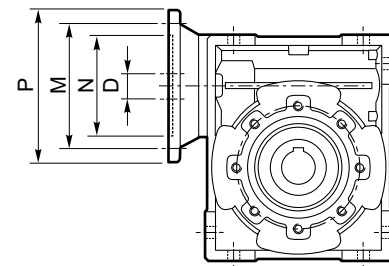
CM/CMP



Motori applicabili

IEC Motor adapters

	IEC	N	M	P	D	i																		
						5	7.5	10	15	20	25	30	40	50	60	80	100							
CM026	56B14	50	65	80	9																			
CM030	63B5	95	115	140	11																			
	63B14	60	75	90																				
	56B5	80	100	120	9	B	B	B	B	B	B	B	B	B										
	56B14	50	65	80																				
CM040	71B5	110	130	160	14																			
	71B14	70	85	105																				
	63B5	95	115	140	11	B	B	B	B	B	B	B	B											
	63B14	60	75	90																				
	56B5	80	100	120	9	BS	BS	BS	BS	BS	BS	BS	BS	BS	B	B	B	B						
	56B14	50	65	80																				
CM050	80B5	130	165	200	19																			
	80B14	80	100	120																				
	71B5	110	130	160	14	B	B	B	B	B	B	B												
	71B14	70	85	105																				
	63B5	95	115	140	11	BS	BS	BS	BS	BS	BS	BS	BS	B	B	B	B							
	63B14	60	75	90																				
CM063	90B5	130	165	200	24																			
	90B14	95	115	140																				
	80B5	130	165	200	19	B	B	B	B	B	B	B												
	80B14	80	100	120																				
	71B5	110	130	160	14	BS	BS	BS	BS	BS	BS	BS	BS	B	B	B								
	71B14	70	85	105																				
63B5	95	115	140	11										BS	BS	BS	B	B						
CM070	100/112B5	180	215	250	28																			
	100/112B14	110	130	160																				
	90B5	130	165	200	24		B	B	B	B														
	90B14	95	115	140																				
	80B5	130	165	200	19		BS	BS	BS	BS	B	B	B											
	80B14	80	100	120																				
	71B5	110	130	160	14						BS	BS	BS	B	B	B	B							
CM075	100/112B5	180	215	250	28																			
	100/112B14	110	130	160																				
	90B5	130	165	200	24		B	B	B	B	B													
	90B14	95	115	140																				
	80B5	130	165	200	19		BS	BS	BS	BS	BS	BS	B	B										
	80B14	80	100	120																				
	71B5	110	130	160	14										BS	BS	B	B	B					



N.B.

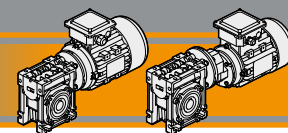
Le aree evidenziate in grigio indicano l'applicabilità della corrispondente grandezza motore.

N.B. Grey areas indicate motor inputs available on each size of unit.

B/BS = Boccola di riduzione in acciaio

B/BS = Metal shaft sleeve

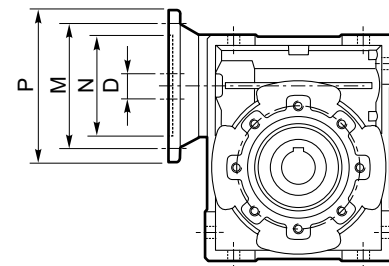
Nota: flange Nema disponibili a richiesta
Note: Nema flange available on demand



Motori applicabili

IEC Motor adapters

	IEC	N	M	P	D	i													
						5	7.5	10	15	20	25	30	40	50	60	80	100		
CM090	100/112B5	180	215	250	28														
	100/112B14	110	130	160															
	90B5	130	165	200	24		B	B	B	B	B	B	B						
	90B14	95	115	140															
	80B5	130	165	200	19		BS	BS	BS	BS	BS	BS	BS	B	B	B			
	80B14	80	100	120															
	71B5	110	130	160	14										BS	BS	BS	B	
CM110	132B5	230	265	300	38														
	132B14	130	165	200															
	100/112B5	180	215	250	28		B	B	B	B	B	B							
	100/112B14	110	130	160															
	90B5	130	165	200	24		BS	BS	BS	BS	BS	BS	B	B	B				
	90B14	95	115	140															
	80B5	130	165	200	19								BS	BS	BS	B	B		
CM130	132B5	230	265	300	38														
	132B14	130	165	200															
	100/112B5	180	215	250	28		B	B	B	B	B	B							
	90B5	130	165	200	24		BS	BS	BS	BS	BS	BS	B	B	B	B			
	80B5	130	165	200	19									BS	BS	BS	BS		



N.B.

Le aree evidenziate in grigio indicano l'applicabilità della corrispondente grandezza motore.

N.B. Grey areas indicate motor inputs available on each size of unit.

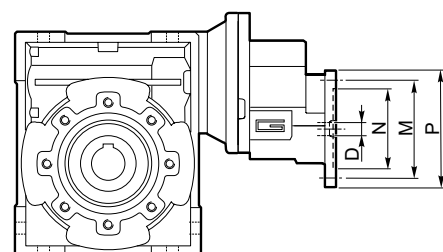
B/BS = Boccola di riduzione in acciaio

B/BS = Metal shaft sleeve

Nota: flange Nema disponibili a richiesta
Note: Nema flange available on demand

CM/CMP

CMP	IEC	N	M	P	D	i (i ₁ x i ₂)										
						60 (3x20)	75 (3x25)	90 (3x30)	120 (3x40)	150 (3x50)	180 (3x60)	240 (3x80)	300 (3x100)			
056/030	56 B14	50	65	80	9											
056/040						B	B	B	B							
063/040	63 B14	60	75	90	11											
063/050						B	B	B								
063/063						BS	BS	BS	B	B	B					
071/050	71 B14	70	85	105	14											
071/063						B	B	B								
071/070						B	B	B	B							
071/075						B	B	B	B							
071/090						BS	BS	BS	B	B	B					
080/063	80 B14	80	100	120	19											
080/070																
080/075																
080/090						B	B	B								
080/110						BS	BS	B	B	B	B					
080/130						BS	BS	BS	BS	B	B	B	B			
090/070						90 B14 90 B5	95 130	115 165	140 200	24						
090/075																
090/090	B	B	B													
090/110	BS	BS	B	B	B						B					
090/130	BS	BS	BS	BS	B						B	B	B			



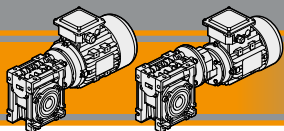
N.B.

Le aree evidenziate in grigio indicano l'applicabilità della corrispondente grandezza motore.

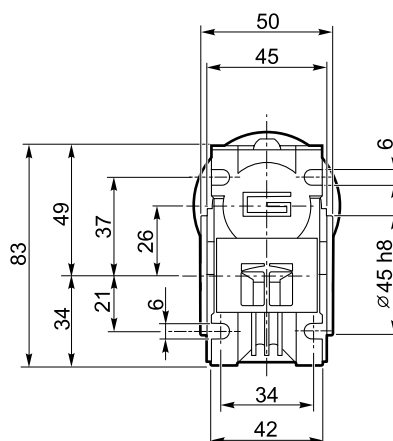
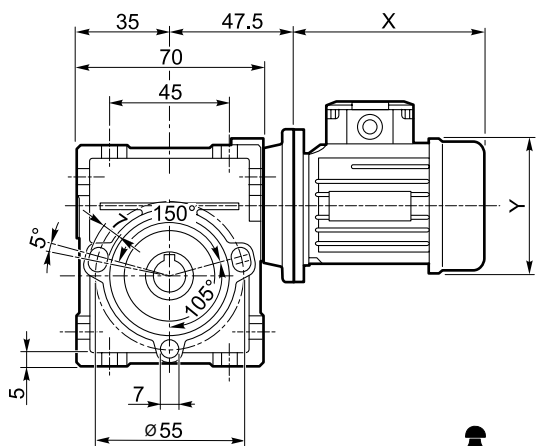
N.B. Grey areas indicate motor inputs available on each size of unit.

B/BS = Boccola di riduzione in acciaio

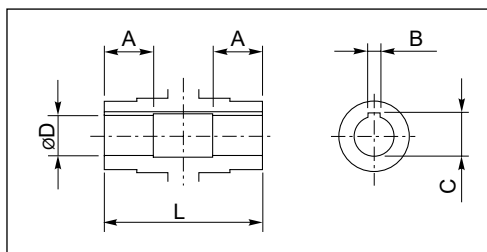
B/BS = Metal shaft sleeve



CM 026 U



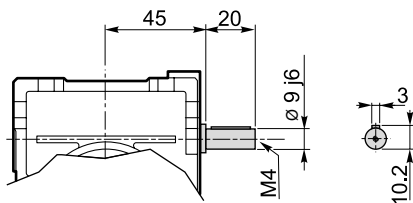
Kg
0.8

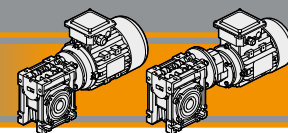


Albero lento cavo / Hollow output shaft

Grandezza Size	ø D H8	L	A	B	C
CM 026 (D14)	14	50	15	5	16.2
CM 026	12	50	15	4	13.8
CM 026 (D11)	11	50	15	4	12.8

CMIS 026 ..

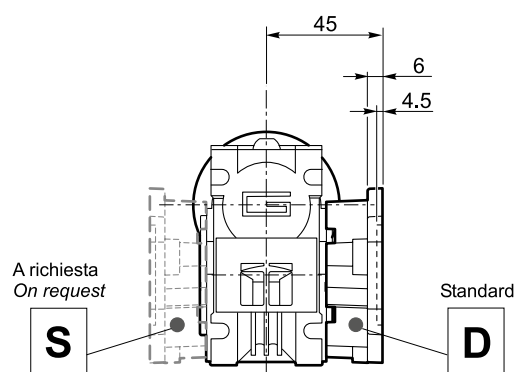
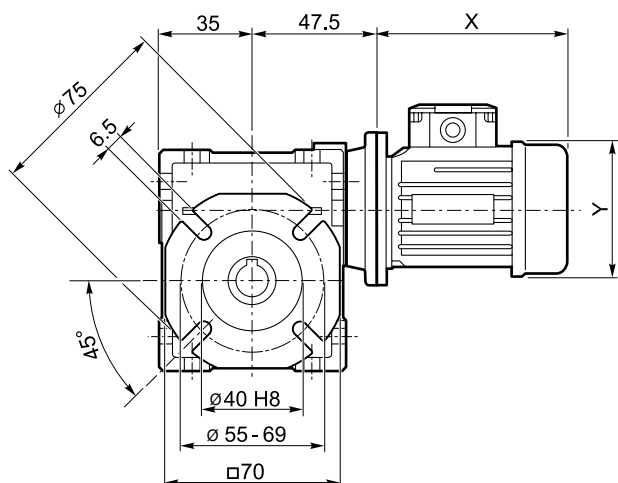




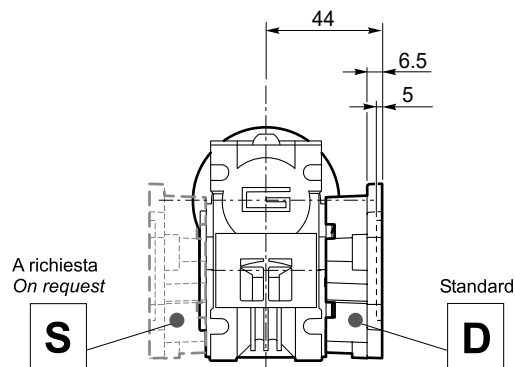
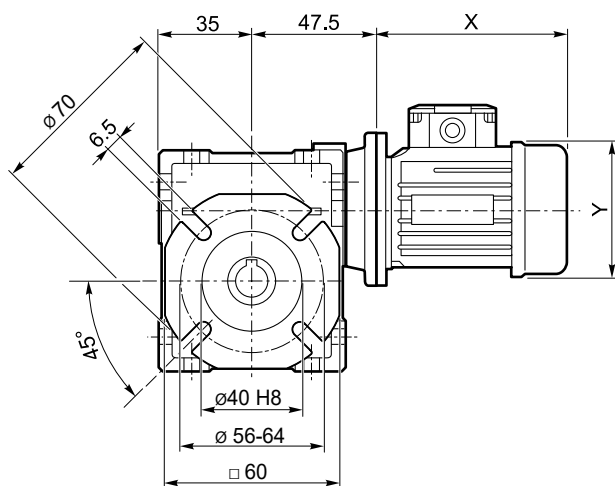
Dimensioni

Dimensions

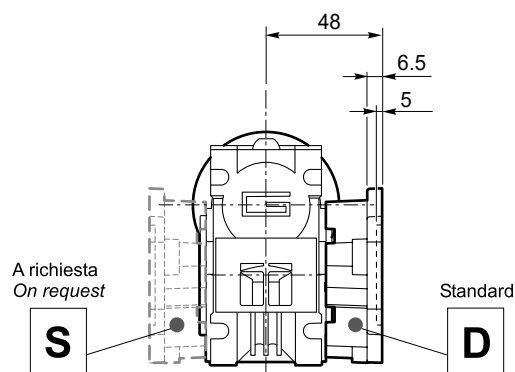
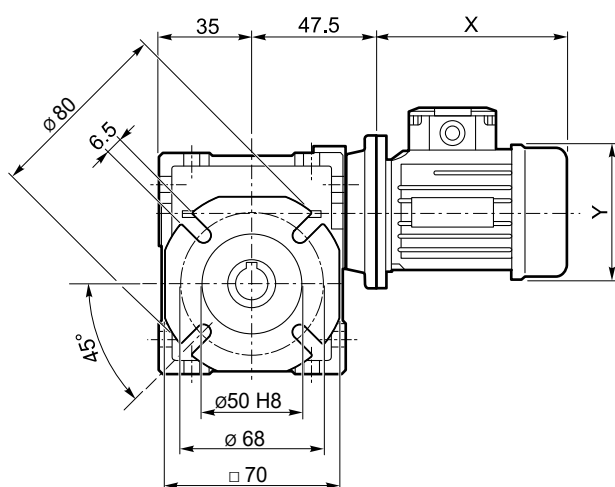
CM 026 F

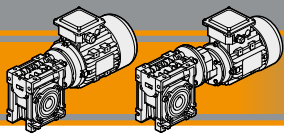


CM 026 F28



CM 026 F30

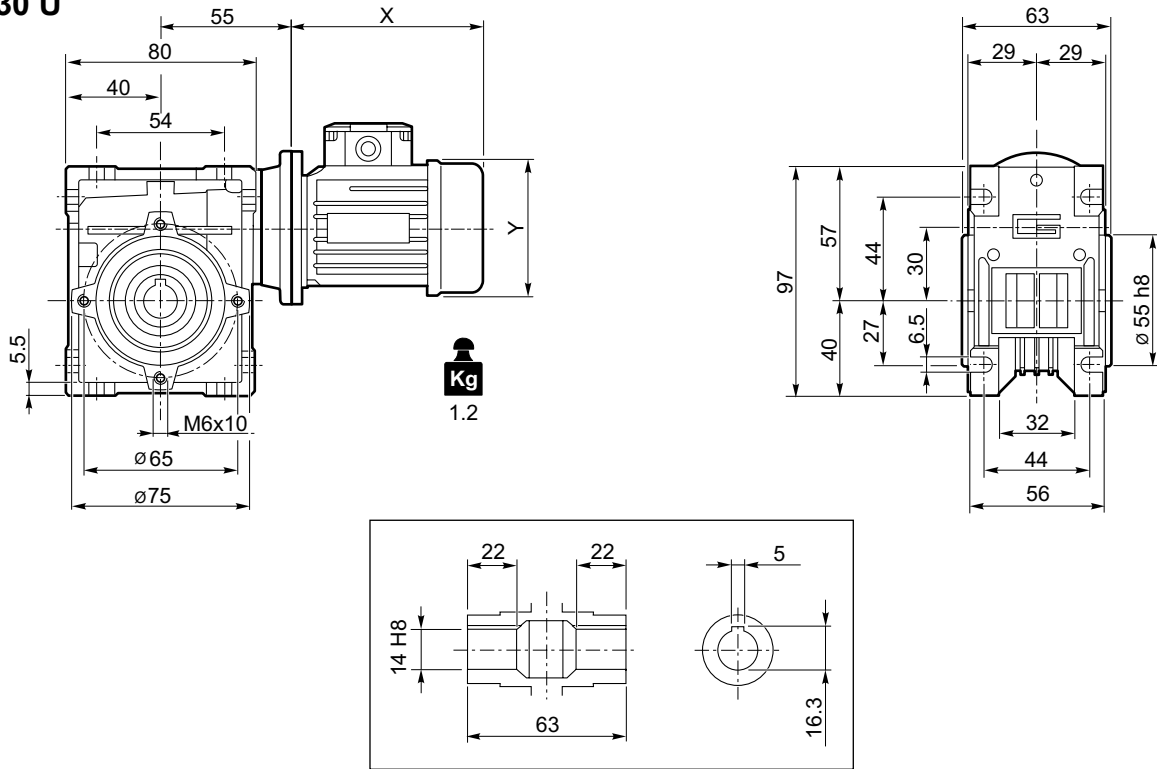




Dimensioni

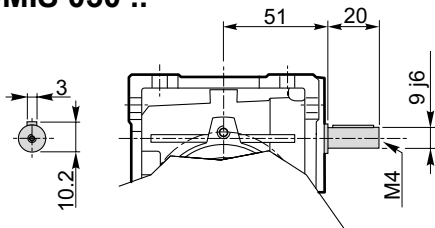
Dimensions

CM 030 U

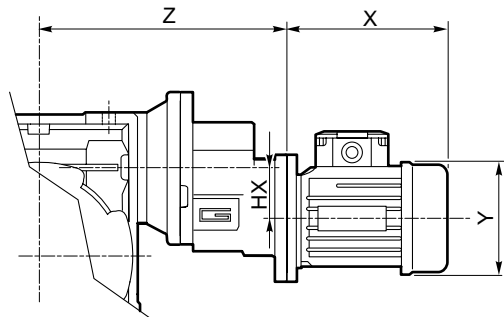


Albero lento cavo / Hollow output shaft

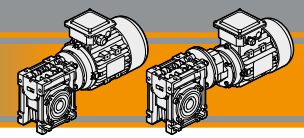
CMIS 030 ..



CMP ..



	HX	Z	Kg
056/030	30.5	124	2.1

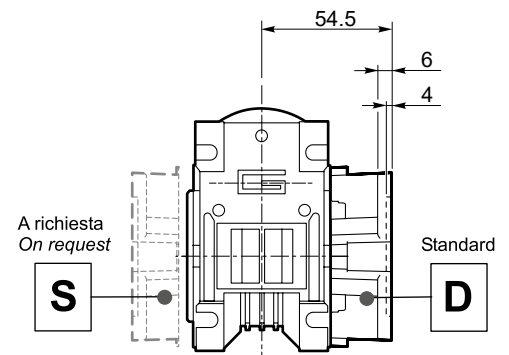
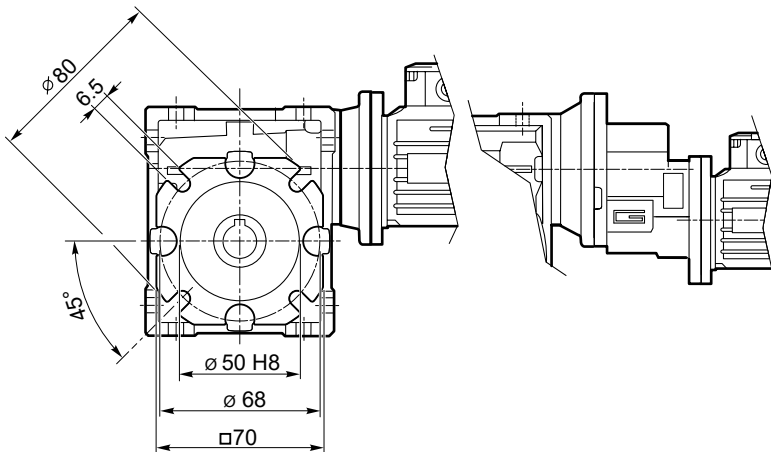


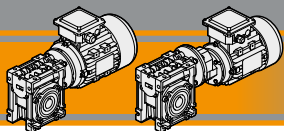
Dimensioni

Dimensions

CM 030 F

CMP../030 F

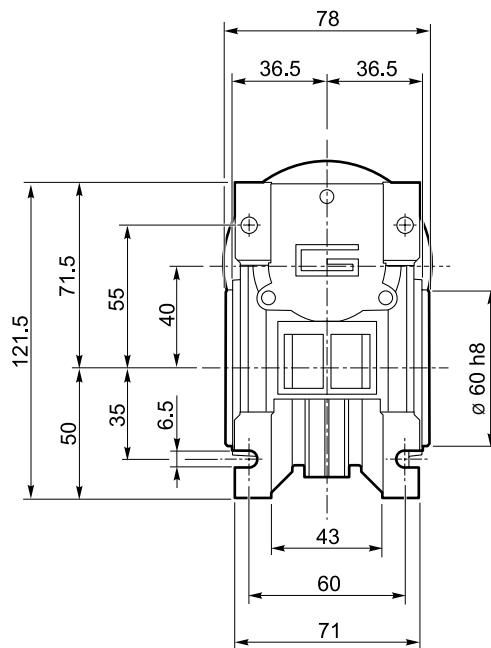
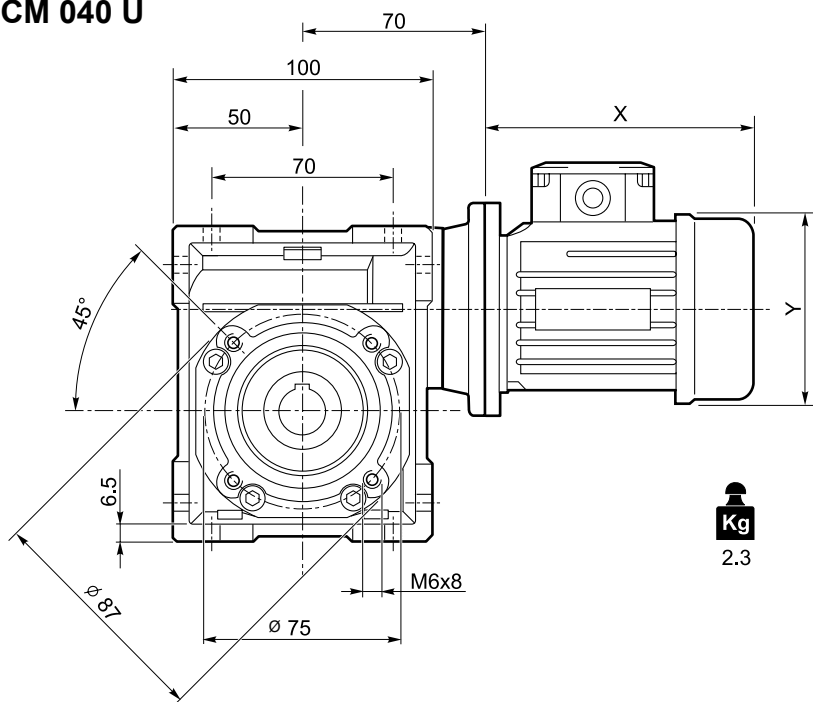




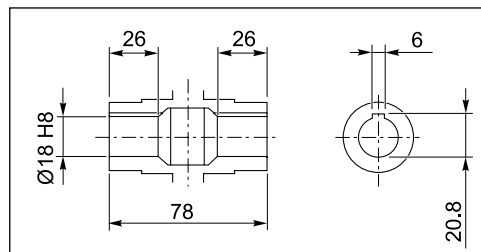
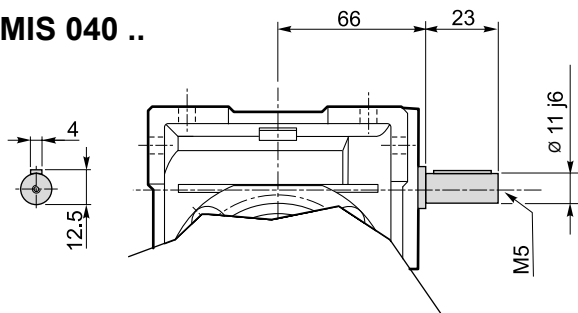
Dimensioni

Dimensions

CM 040 U

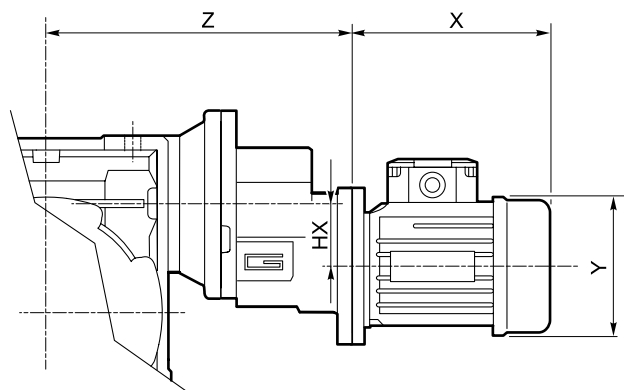


CMIS 040 ..

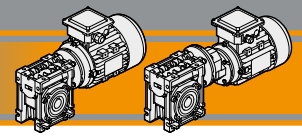


Albero lento cavo / Hollow output shaft

CMP ..

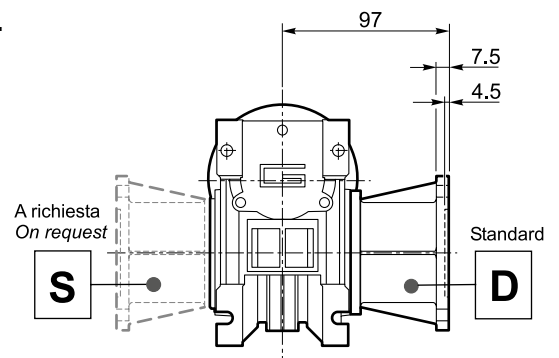
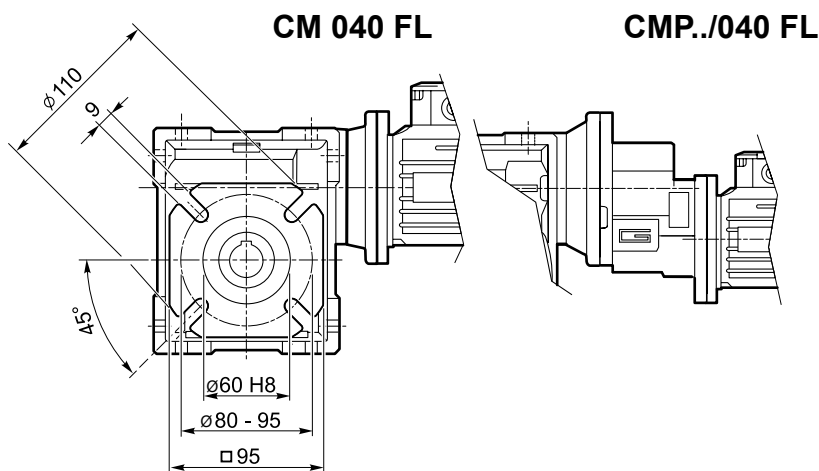
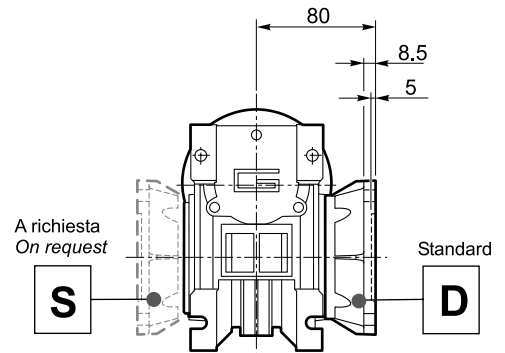
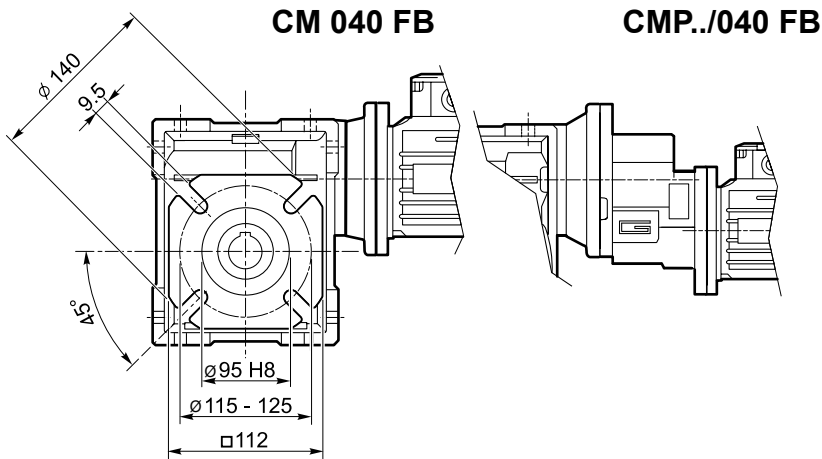
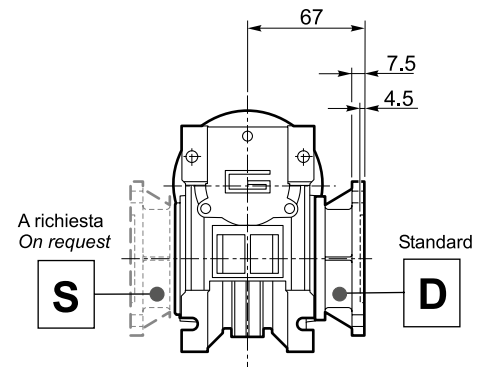
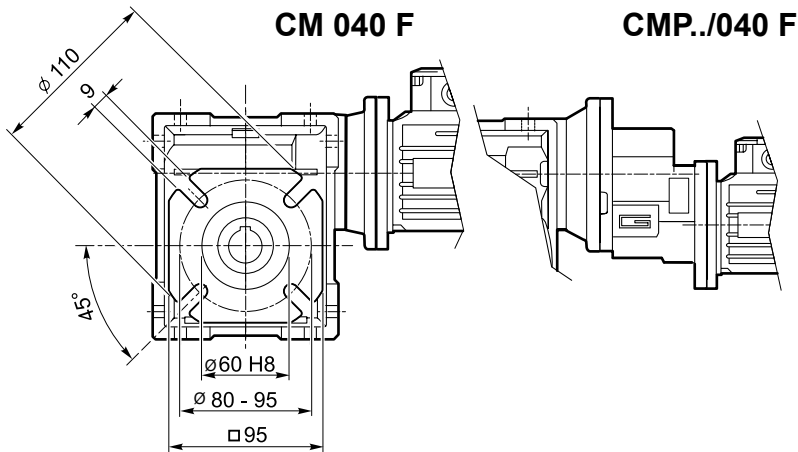


	HX	Z	Kg
056/040	30.5	139	3.2
063/040	30.5	142	3.3

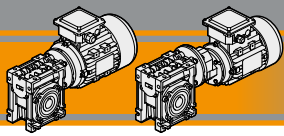


Dimensioni

Dimensions



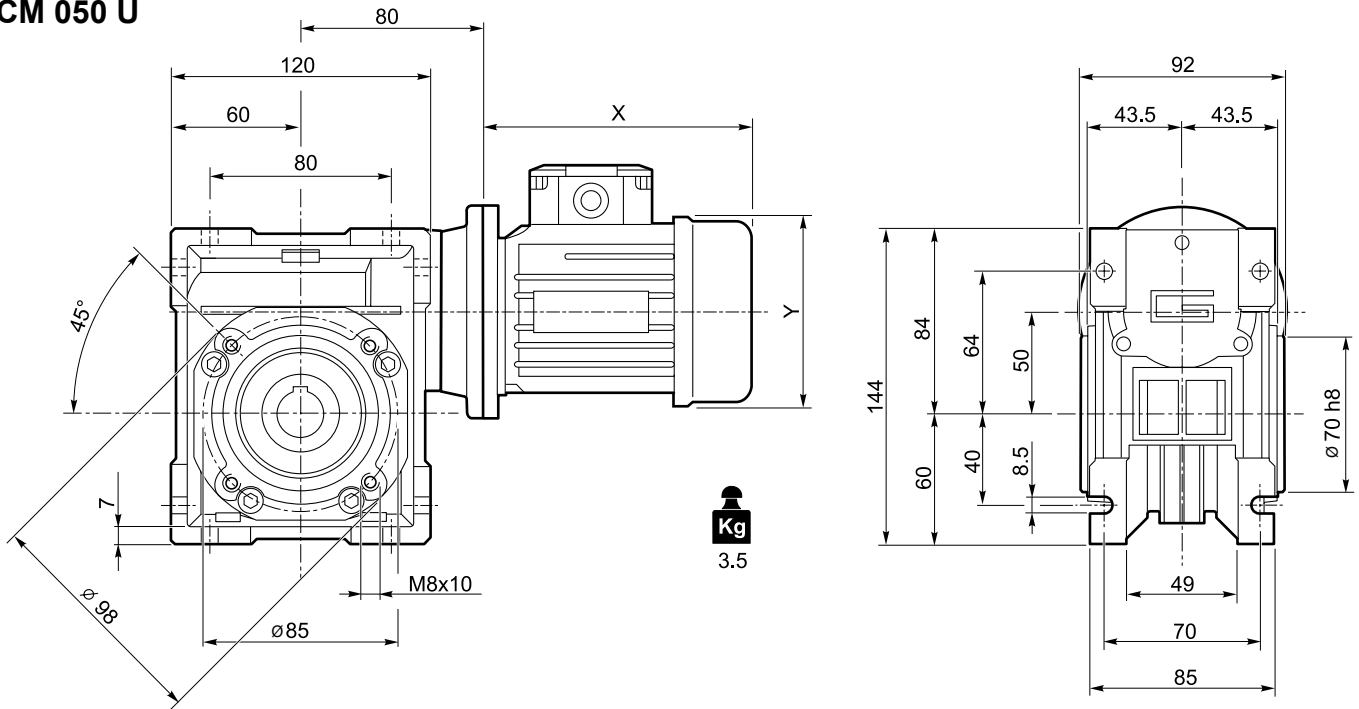
CM/CMP



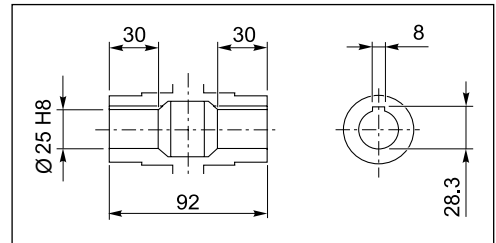
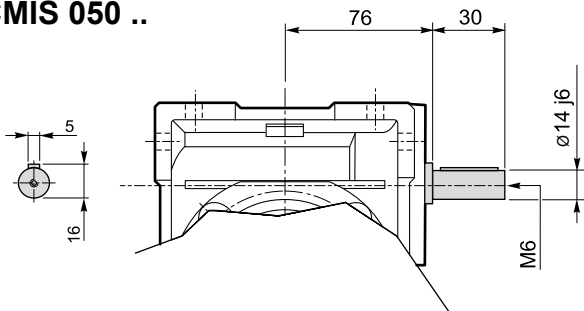
Dimensioni

Dimensions

CM 050 U

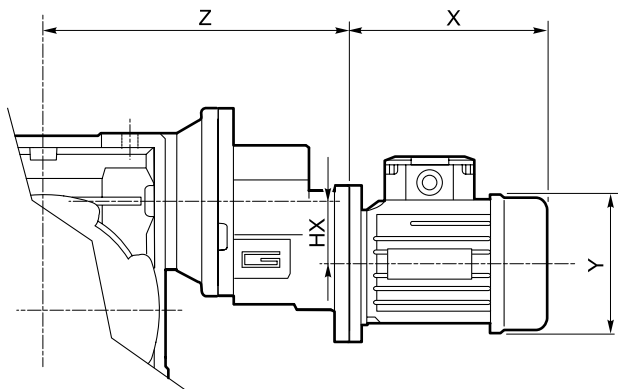


CMIS 050 ..

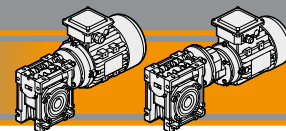


Albero lento cavo / Hollow output shaft

CMP ..

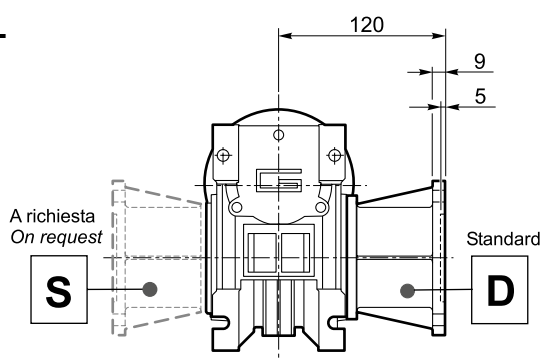
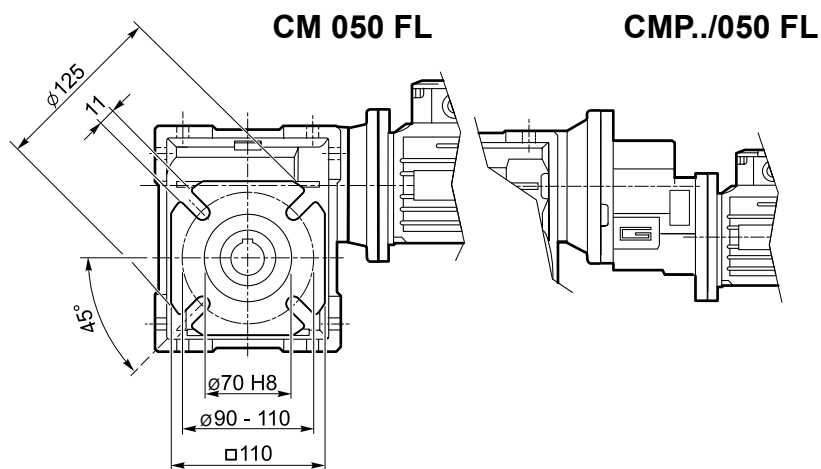
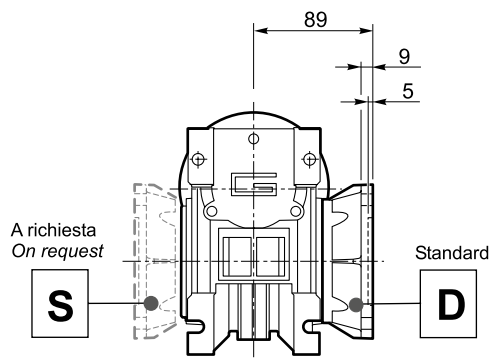
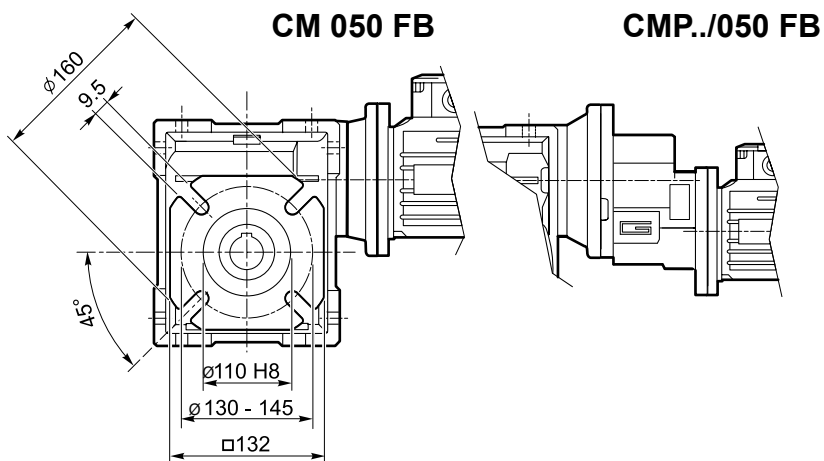
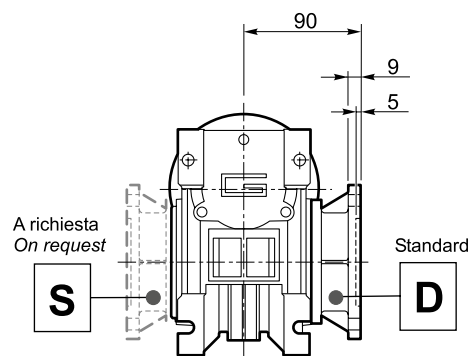
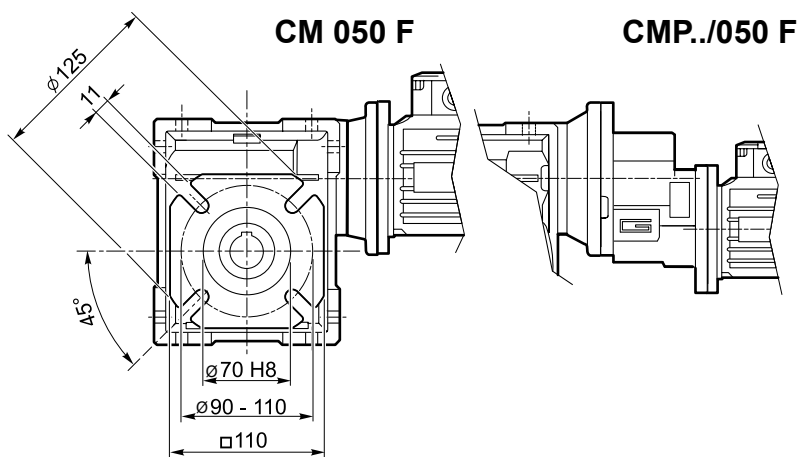


	HX	Z	Kg
063/050	30.5	152	4.5
071/050	41	169	5.5

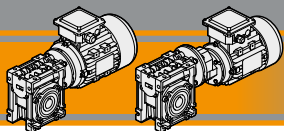


Dimensioni

Dimensions



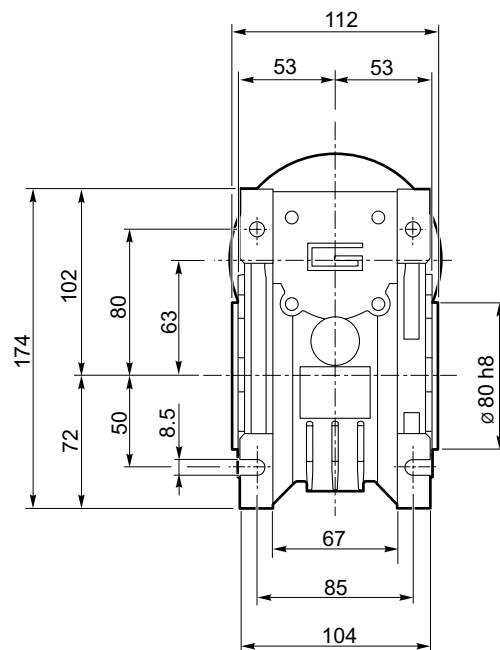
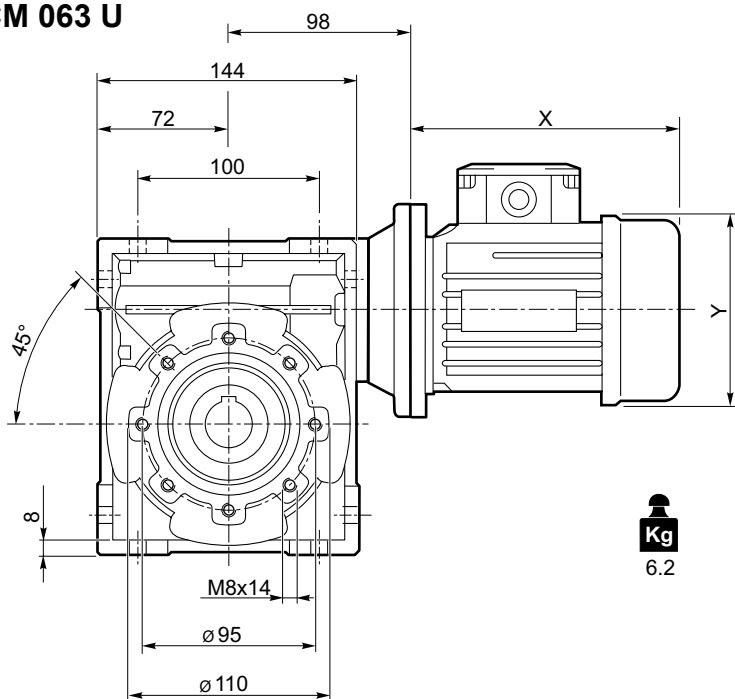
CM/CMP



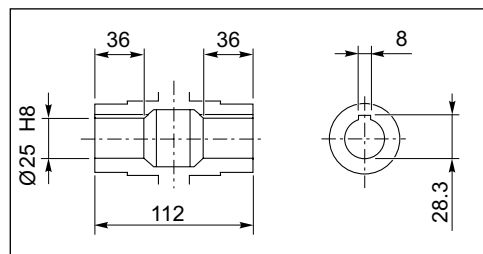
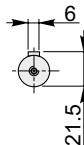
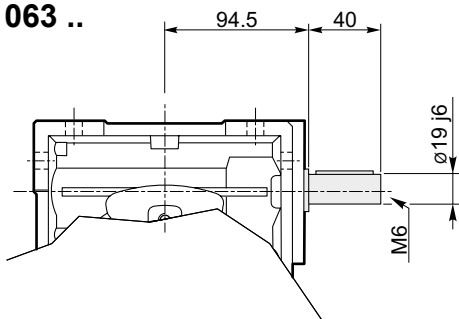
Dimensioni

Dimensions

CM 063 U

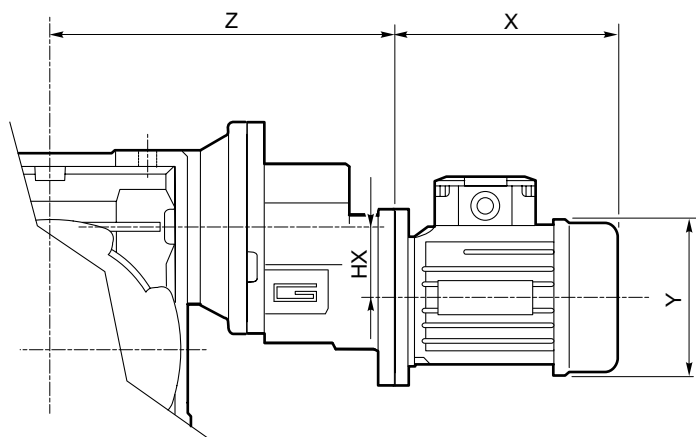


CMIS 063 ..

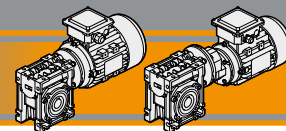


Albero lento cavo / Hollow output shaft

CMP ..

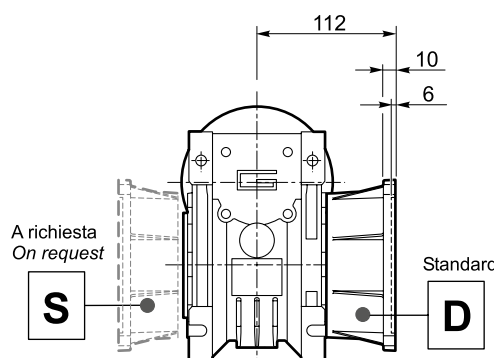
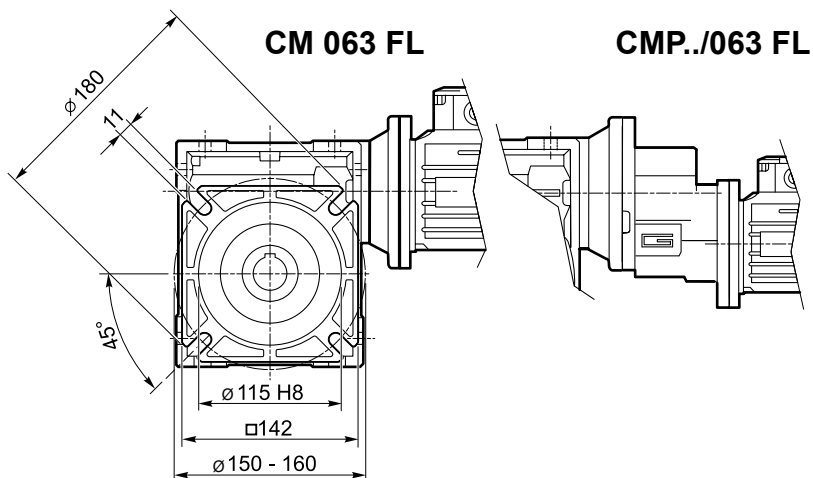
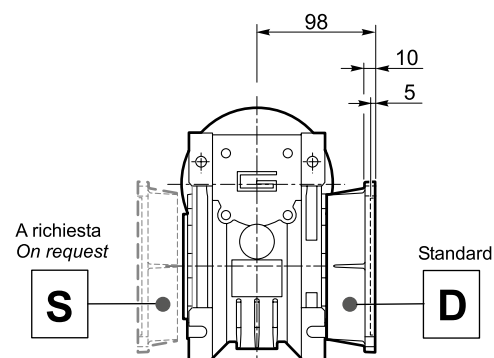
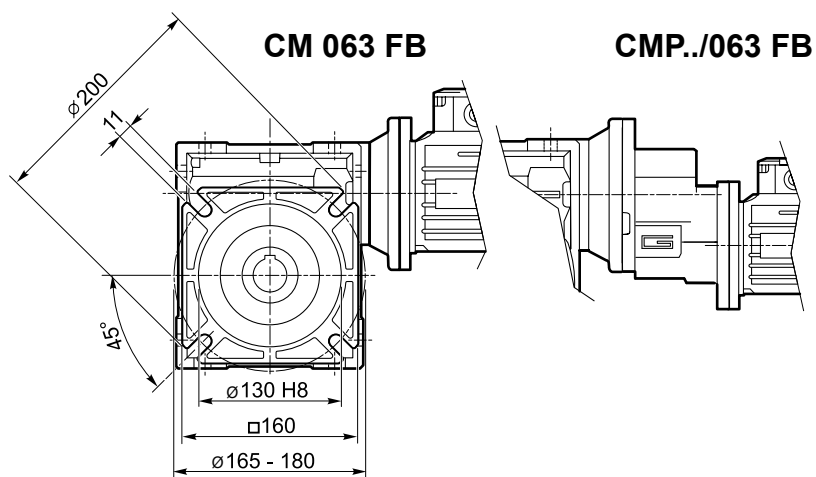
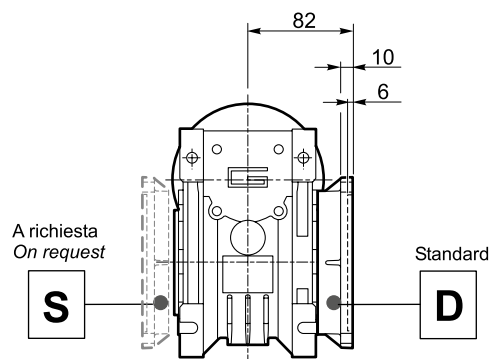
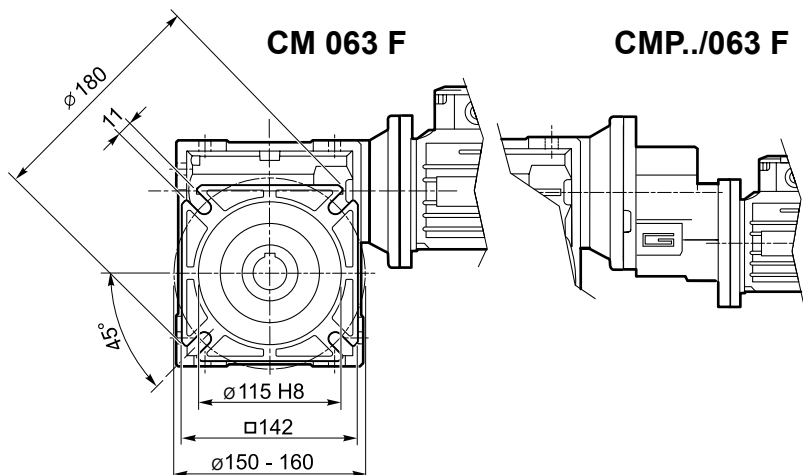


	HX	Z	Kg
063/063	30.5	170	7.2
071/063	41	187	8.2
080/063	41	198	9.0

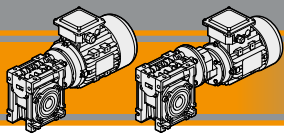


Dimensioni

Dimensions



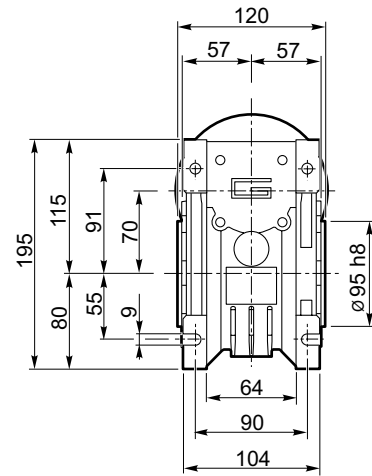
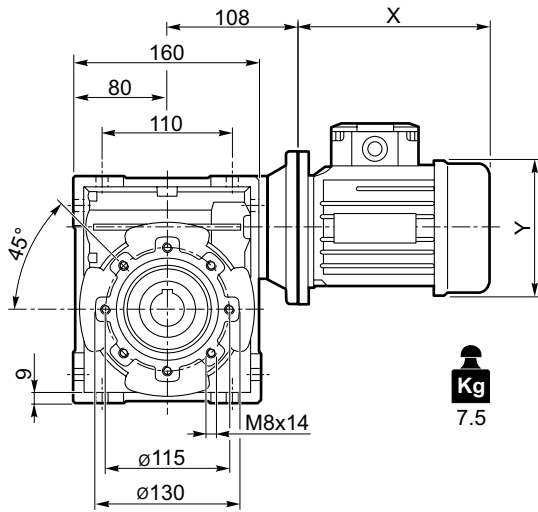
CM/CMP



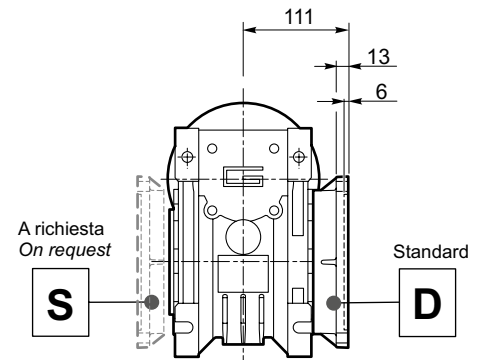
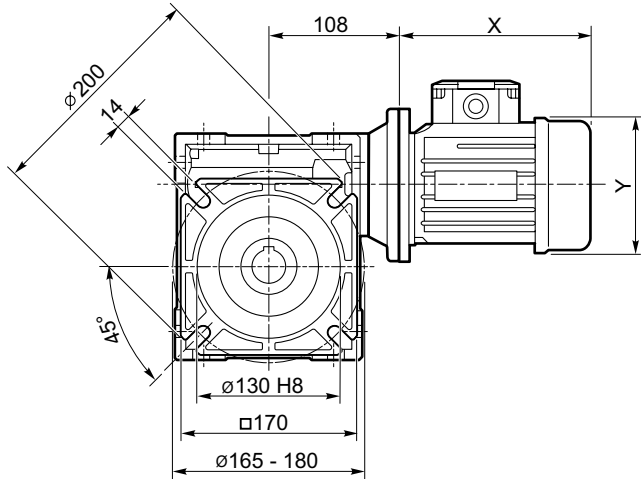
Dimensioni

Dimensions

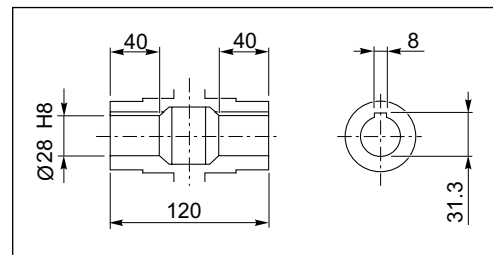
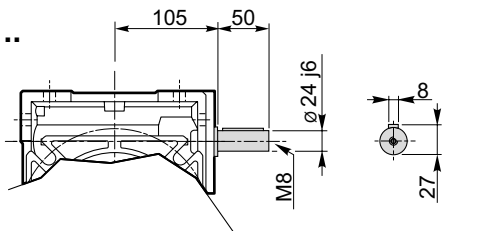
CM 070 U



CM 070 F

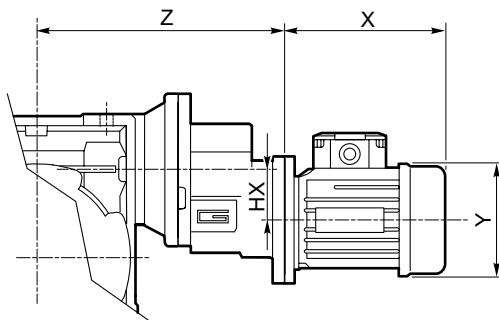


CMIS 070 ..

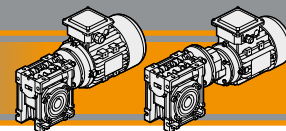


Albero lento cavo / Hollow output shaft

CMP ..



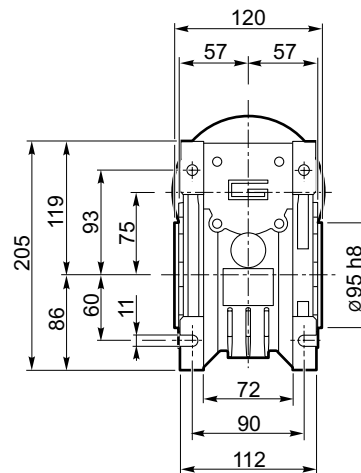
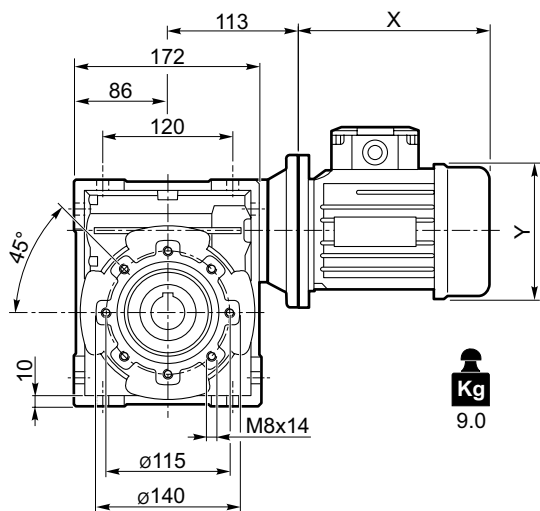
	HX	Z	Kg
071/070	41	197	9
080/070	41	208	9.8
090/070	36.5	262	10.5



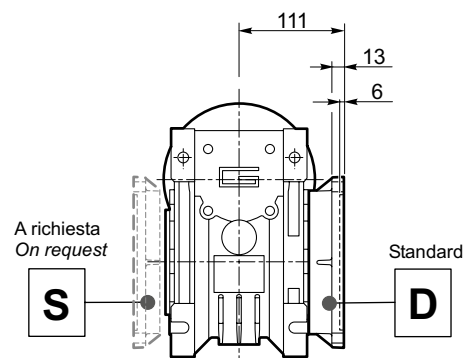
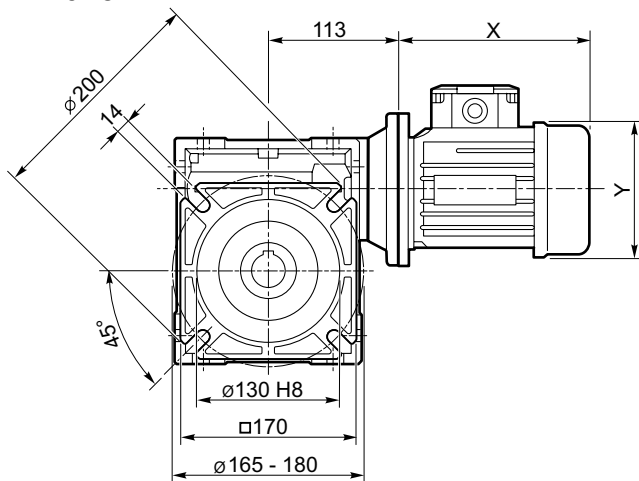
Dimensioni

Dimensions

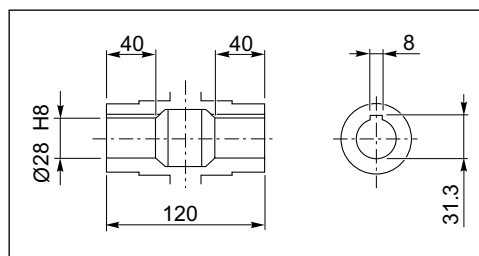
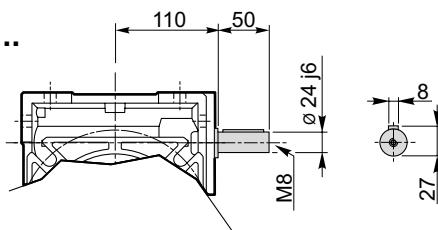
CM 075 U



CM 075 F

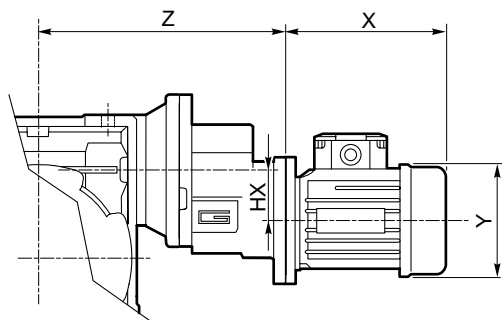


CMIS 075 ..



Albero lento cavo / Hollow output shaft

CMP ..



	HX	Z	Kg
071/075	41	202	11.0
080/075	41	213	11.8
090/075	36.5	267	12.5

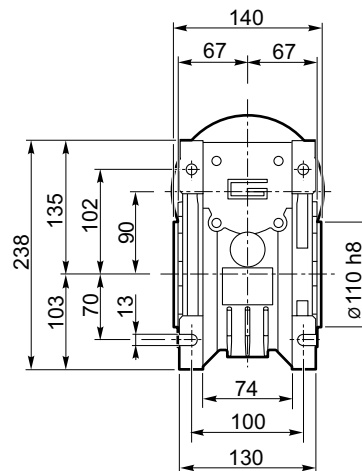
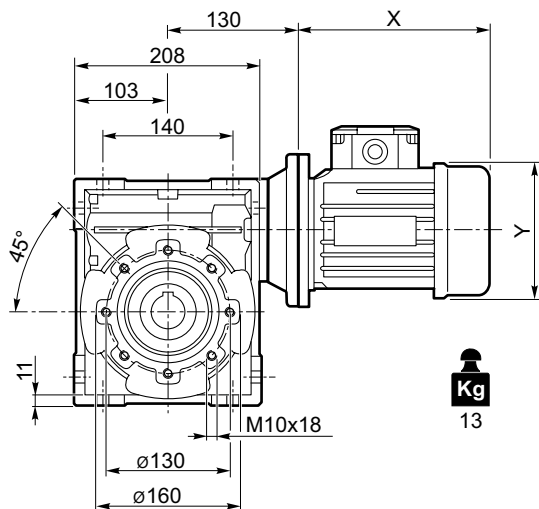
CM/CMP



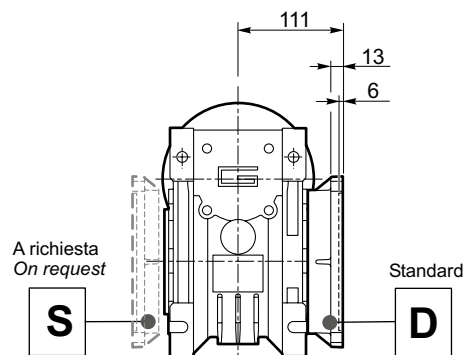
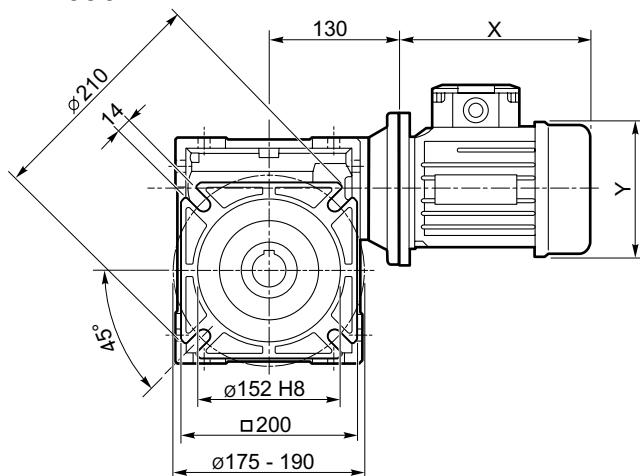
Dimensioni

Dimensions

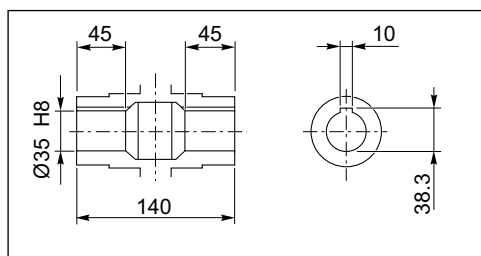
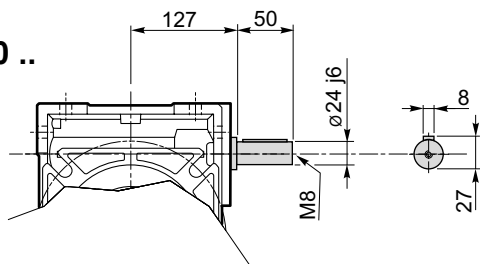
CM 090 U



CM 090 F

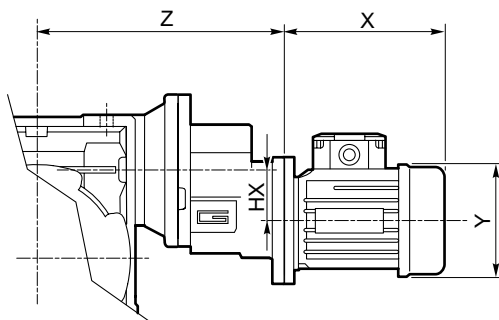


CMIS 090 ..

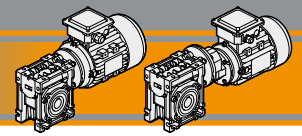


Albero lento cavo / Hollow output shaft

CMP ..



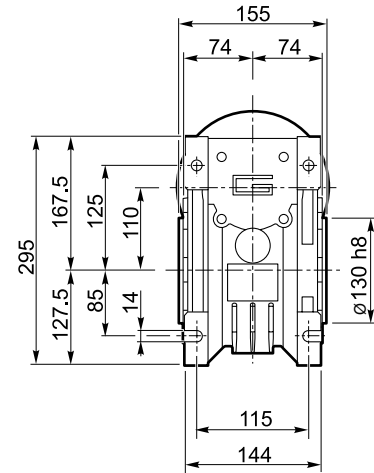
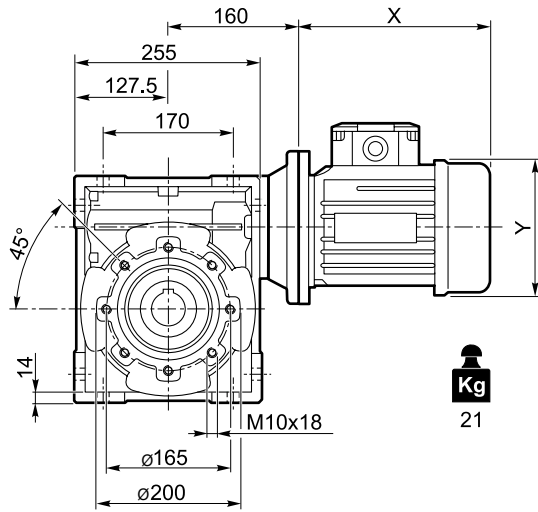
	HX	Z	Kg
071/090	41	219	15.0
080/090	41	230	15.8
090/090	36.5	284	16.5



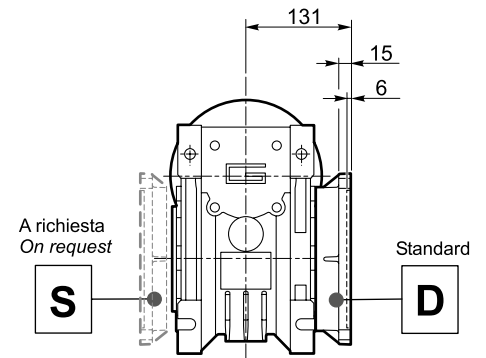
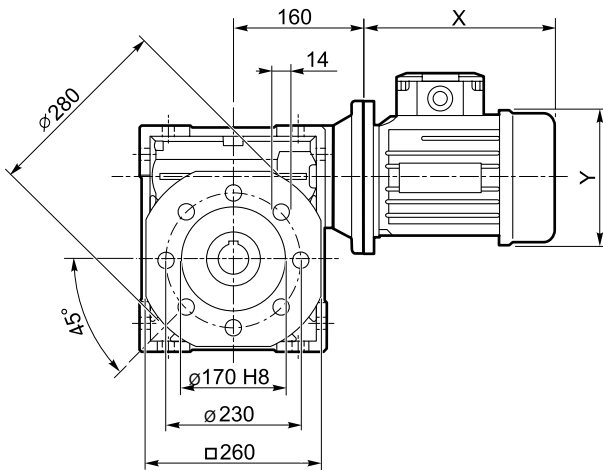
Dimensioni

Dimensions

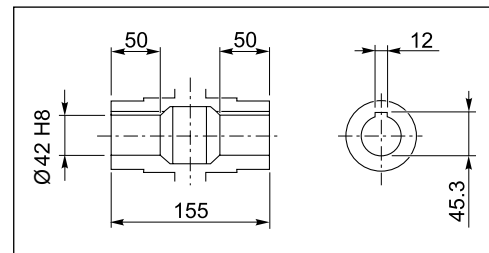
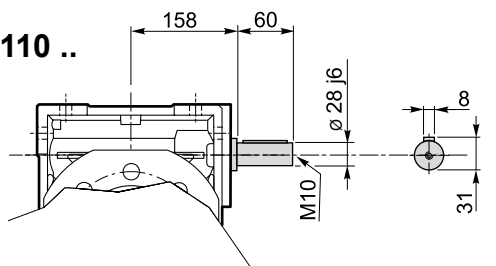
CM 110 U



CM 110 F

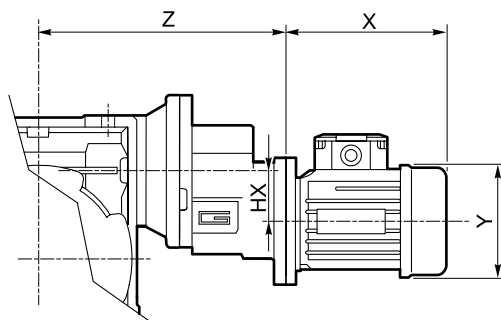


CMIS 110 ..



Albero lento cavo / Hollow output shaft

CMP ..



	HX	Z	Kg
080/110	41	260	23.8
090/110	36.5	314	24.5

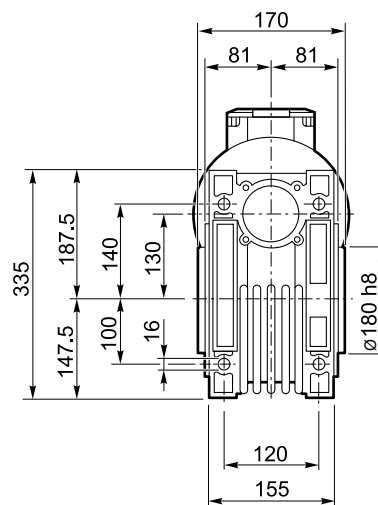
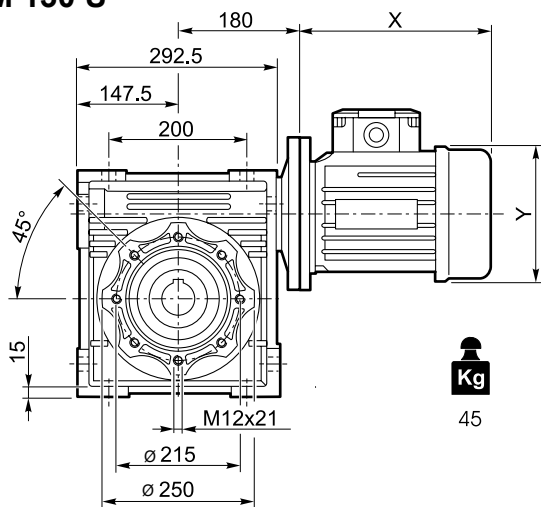
CM/CMP



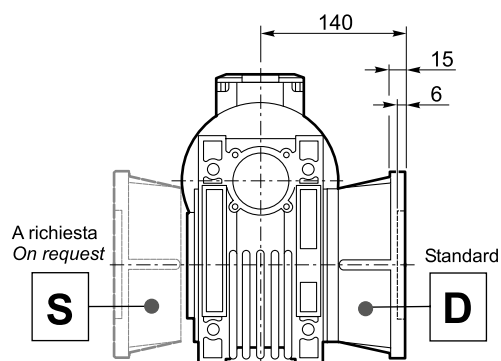
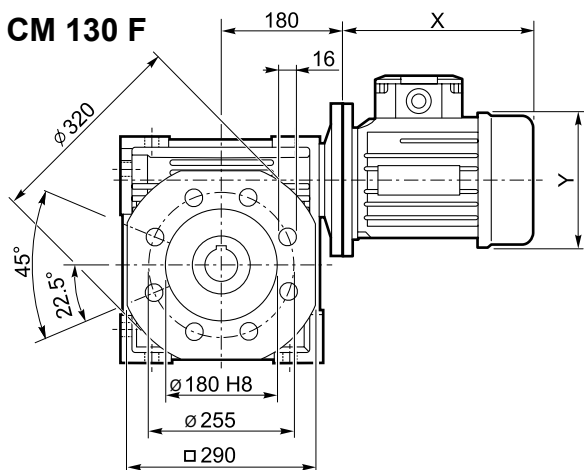
Dimensioni

Dimensions

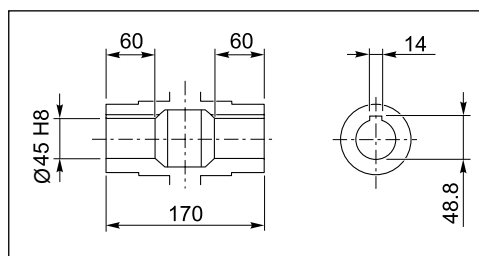
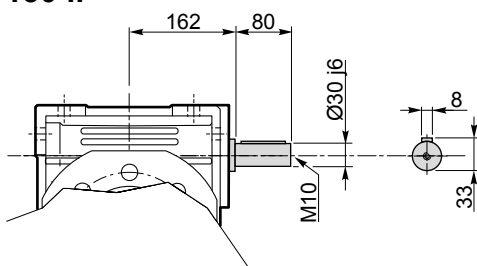
CM 130 U



CM 130 F

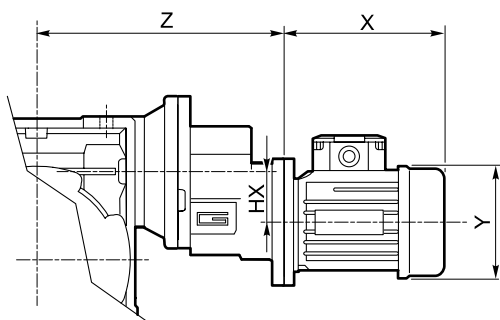


CMIS 130 ..

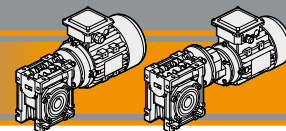


Albero lento cavo / Hollow output shaft

CMP ..



	HX	Z	Kg
080/130	41	280	47.8
090/130	36.5	334	48.5

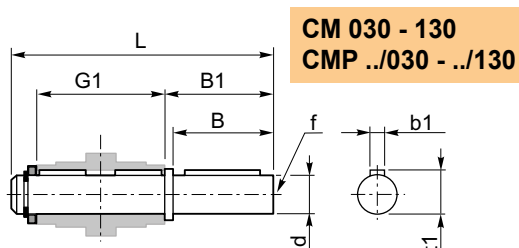
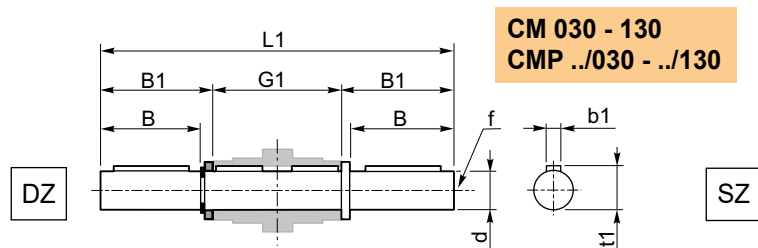


Accessori

Accessories

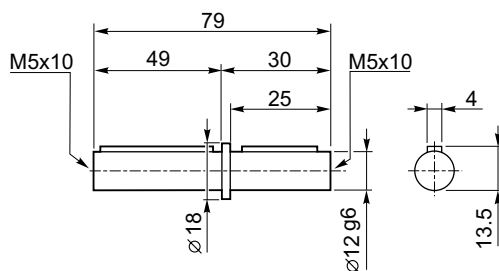
Albero lento semplice e doppio

Single and double output shaft



CM	CMP	d _{h7}	B	B1	G1	L	L1	f	b1	t1
030	056/030	14	30	32.5	63	102	128	M6	5	16
040	056/040 063/040	18	40	43	78	128	164	M6	6	20.5
050	063/050 071/050	25	50	53.5	92	153	199	M10	8	28
063	063/063 071/063 080/063	25	50	53.5	112	173	219	M10	8	28
070	071/070 080/070 090/070	28	60	63.5	120	192	247	M10	8	31
075	071/075 080/075 090/075	28	60	63.5	120	192	247	M10	8	31
090	071/090 080/090 090/090	35	80	84.5	140	234	309	M12	10	38
110	080/110 090/110	42	80	84.5	155	249	324	M16	12	45
130	080/130 090/130	45	80	85	170	265	340	M16	14	48.5

CM 026 (*)



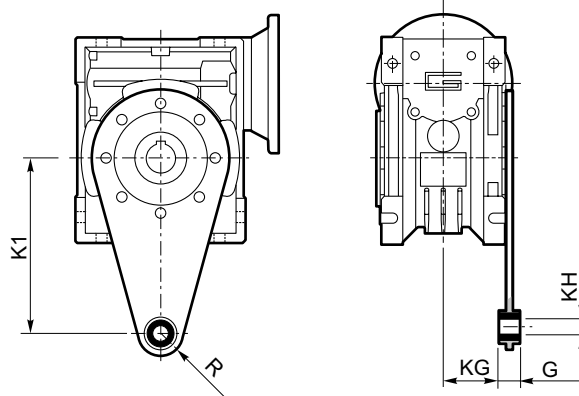
(*)
Nota: disponibile solo per cavo uscita Ø12
Note: available for output hollow shaft Ø12 only

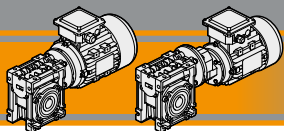
CM/CMP

Braccio di reazione

Torque arm

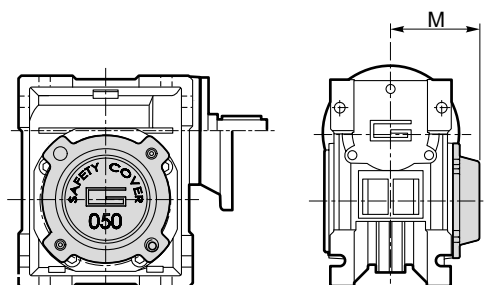
CM	CMP	K1	G	KG	KH	R
030	056/030	85	14	23	8	15
040	056/040 063/040	100	14	31	10	18
050	063/050 071/050	100	14	38	10	18
063	063/063 071/063 080/063	150	14	47.5	10	18
070	071/070 080/070 090/070	200	25	46.5	20	30
075	071/075 080/075 090/075	200	25	46.5	20	30
090	071/090 080/090 090/090	200	25	56.5	20	30
110	080/110 090/110	250	30	62	25	35
130	080/130 090/130	250	30	69	25	35





SC - Safety Cover

CM	CMP	M
030	056/030	47
040	056/040 063/040	54.5
050	063/050 071/050	62.5
063	063/063 071/063 080/063	73
070	071/070 080/070 090/070	75
075	071/075 080/075 090/075	79
090	071/090 080/090 090/090	94
110	080/110 090/110	102
130	080/130 090/130	117

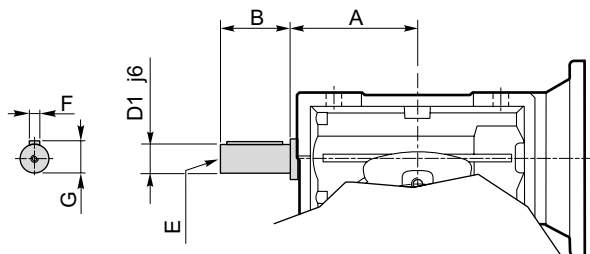



Opzioni

Options

VS - Vite sporgente / Extended input shaft

CM	CMP	A	B	D ₁ j6	E	F	G
030	056/030	45	20	9	M4	3	10.2
040	056/040 063/040	53	23	11	M5	4	12.5
050	063/050 071/050	64	30	14	M6	5	16
063	063/063 071/063 080/063	75	40	19	M6	6	21.5
070	071/070 080/070 090/070	84	40	19	M6	6	21.5
075	071/075 080/075 090/075	90	50	24	M8	8	27
090	071/090 080/090 090/090	108	50	24	M8	8	27
110	080/110 090/110	135	60	28	M10	8	31
130	080/130 090/130	—	—	—	—	—	—



 Costruito su richiesta
Built on request

**MA TRANSTECNO S.A.P.I. DE C.V.**

Av. Mundial # 176, Parque Industrial
JM Apodaca, Nuevo León,
C.P. 66600
MÉXICO
T +52 8113340920
info@transtecno.com.mx
www.transtecno.com.mx

**TRANSTECNO SRL**

Via Caduti di Sabbiuno, 11/D-E
40011 Anzola dell'Emilia (BO)
ITALY
T+39 051 64 25 811
F +39 051 73 49 43
sales@transtecno.com
www.transtecno.com

**HANGZHOU TRANSTECNO POWER TRANSMISSIONS CO LTD**

No.4 Xiuyan Road Fengdu Industry Zone
Pingyao Town Yuhang District
Hangzhou City, Zhejiang Province
311115 – CHINA
T +86 571 86 92 02 60
F +86 571 86 92 18 10
info-china@transtecno.com
www.transtecno.cn

**TRANSTECNO U.S.A. LLC**

5440 S.W. 156th Place Miami,
FL 33185 - USA
Tel: +1 (305) 220-4423
Fax: +1 (305) 220-5945
usaoffice@transtecno.com

**TRANSTECNO B.V.**

Ind. terrein Wijken/Vinkenhof
De Stuwdam, 43
3815 KM Amersfoort - NETHERLANDS
Tel: +31(0) 33 45 19 505
Fax: +31(0) 33 45 19 506
info@transtecno.nl
www.transtecno.nl

**SALES OFFICE INDIA**

A/10, Anagha, S.N. Road, Mulund (W) Mumbai
400080 - INDIA
Tel: +91 9820614698
Fax-Italy: +39 051 73 49 43
indiaoffice@transtecno.com

**SALES OFFICE BRAZIL**

Rua Dr. Freire Alemão 155 / 402 - CEP. 90450-060
Auxiliadora Porto Alegre RS - BRAZIL
Tel: +55 51 3251 5447
Fax: +55 51 3251 5447
Mobile: +55 51 811 45 962
braziloffice@transtecno.com
www.transtecno.com.br

**TRANSTECNO AANDRIJFTECHNIEK B.V.**

De Stuwdam 43
3815 KM Amersfoort - NETHERLANDS
Tel: +31 (0) 33 20 4 7 006
info@transtecnoaandrijftechniek.nl
www.transtecnoaandrijftechniek.nl

**SALES OFFICE SOUTH KOREA**

D-304 Songdo BRC Smart Valley 30, Songdomirae-ro,
Yeonsu-gu, Incheon, 406-840 - KOREA
Tel: +82 70 8288 2107
Fax: +82 32 815 2107
Mobile: +82 10 5094 2107
koreaoffice@transtecno.com

**TRANSTECNO IBÉRICA THE MODULAR GEARMOTOR, S.A.**

C/Enginy, 2 Nave 6 - 08850 Gavà (Barcelona) - SPAIN
Tel: +34 931 598 950
info@transtecno.es
www.transtecno.es

**SALES OFFICE OCEANIA**

44 Northview drive, Sunshine west 3020
Victoria - AUSTRALIA
Ph +61 03 9312 4722
Fax +61 03 9312 4714
Mobile: +61 0438060997
oceaniaoffice@transtecno.com
www.transtecno.com.au

**SALES OFFICE FRANCE**

Tel: +33 (0) 6 85 12 09 87
Fax-Italy: +39 051 73 49 43
franceoffice@transtecno.com
www.transtecno.fr


TRANSTECNO[®]
the modular gearmotor
www.transtecno.com